



Electronic Preferential Certificate of Origin

ePCO User Manual for Cost Analysis Module

Prepared by Dagang Net Technologies
Issue 0.2

Updated: 19 October 2012

This Document is classified as
Commercial-In-Confidence
and is not to be disclosed to any third party,
nor photocopied or duplicated
by any means without the express consent of
Dagang Net Technologies Sdn Bhd

DOCUMENT DISTRIBUTION

Copy Number	Recipient	Copy Number	Recipient

DOCUMENT REVISION

Issue	Date	Authors	Pages	Remarks
0.1	11/10/12	Maisarah Bte Ahmad	All	Initial Draft
0.2	17/10/12	Maisarah Bte Ahmad	All	Update all screen capture. Update Log in & Dnex part

DOCUMENT APPROVALS

Approved By: _____
<Title>

Approved By: _____
<Title>

Approved By: _____
<Title>

Contents

Section 1.	Introduction	4
1.1.	What is ePCO?	4
1.2.	Requirements to use ePCO	4
1.3.	Support Information	4
1.4.	About this publication.....	5
1.5.	Who Should Read This Publication	5
1.6.	DNEX ePCO Publications.....	5
Section 2.	Getting Started With ePCO	6
2.1.	Login via DNEX Portal	6
2.2.	Change Password.....	7
2.3.	Sign Out.....	8
2.4.	Login via Mytradelink Portal.....	9
2.5.	Log Out from myTRADELINK	11
Section 3.	Advance Search And Navigation	12
3.1.	Advance Search.....	12
3.2.	Additional Features	21
Section 4.	Using ePCO: Cost Analysis	26
4.1.	Cost Analysis (CA).....	26
4.2.	View Cost Analysis (CA).....	26
4.3.	Applying for New Cost Analysis (CA).....	32
4.4.	Submit Cost Analysis	54
4.5.	Edit a CA Application	60
4.6.	Delete CA Application	67

Section 1. Introduction

1.1. What is ePCO?

ePCO is a web-based Certificate of Origin application and approval system, the Electronic Preferential Certificate of Origin (ePCO) is an online document that certifies the country of origin of a product. This is to satisfy customs or trade requirements and also can be used as a supporting document for the issuance of a corresponding Certificate of Origin by other authorized parties.

Its other functions include:

- Online application of Cost Analysis (CA) and Certificate of Origin (CO) forms
- Online approval by authorized party e.g. Ministry of International Trade and Industry (MITI)
- Allows online enquiry of application status

1.2. Requirements to use ePCO

ePCO is a web based application. Therefore, there is no installation required. All is needed are:

- User is registered with Dagang Net ePCO services
- Personal Computer / Laptop / Notebook installed with web browsers as follows:
 - Internet Explorer 9 and above
 - Mozilla Firefox version 5 and above
 - Safari version 5 and above
 - Opera version 10 and above
 - Chrome version 10 and above
- Internet Connection

1.3. Support Information

Should there are any issues arise from using ePCO, contact Dagang Net's Careline;



Call Us 1300 133 133



Email Us careline@dagangnet.com

1.4. About this publication

This publication documents is to provide overview on how to apply for **Cost of Analysis (CA)** for Electronic Preferential Certificate of Origin (ePCO) on normal case application in which ePCO is a part of Dagang Net Exchange services.

1.5. Who Should Read This Publication

This publication (or topic collection) is intended for

- Traders
- Manufacturers and
- Permit Issuing Agency

Also individuals who are responsible for

- Online application of Cost Analysis and Certificate of Origin forms

1.6. DNEX ePCO Publications

Get the right publications based on your ePCO service subscription by referring to the table 1.

Publication Title	SCHEME	Document ID
<i>ePCO User Manual – Cost Analysis (CA)</i>	<i>ALL</i>	<i>DNT-SKS-UM0005</i>
<i>ePCO User Manual – Additional Cost Analysis (CAA)</i>	<i>ALL</i>	<i>DNT-SKS-UM0006</i>
<i>ePCO User Manual – Certificate Of Origin (CO)</i>	<i>ALL</i>	<i>DNT-SKS-UM0007</i>
<i>ePCO User Manual – GSP Scheme</i>	<i>GSP</i>	
<i>ePCO User Manual – ATIGA Scheme</i>	<i>ATIGA</i>	
<i>ePCO User Manual – Permit Issuing Agency</i>	<i>ALL</i>	
<i>ePCO Administrator Manual</i>	<i>Not Applicable</i>	

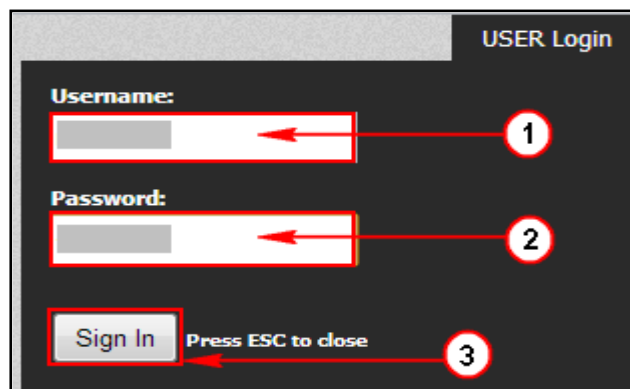
Section 2. Getting Started With ePCO

There are two ways accessing ePCO:


- Direct URL (<http://epco.dagangnet.com//>)
- Via myTRADELINK portal (www.mytradelink.gov.my)

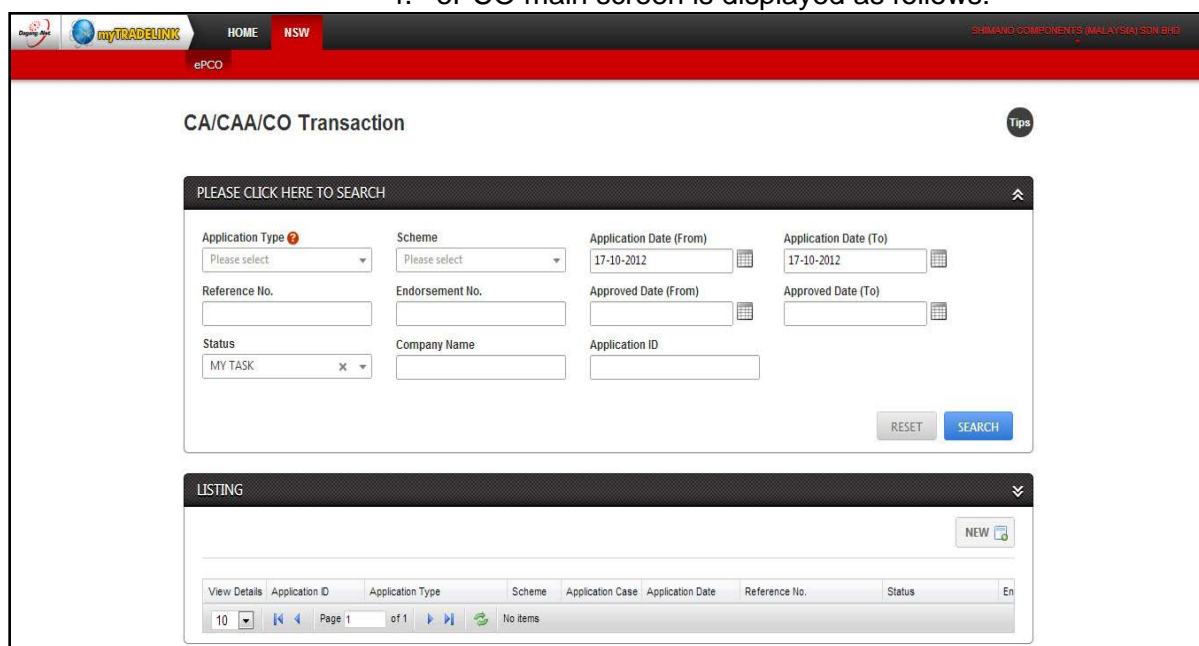
2.1. Login via DNEX Portal

Step1 Enter Username and password



The screenshot shows a 'USER Login' window. It contains three fields: 'Username:', 'Password:', and a 'Sign In' button. Red arrows and numbers indicate the steps: 1 points to the Username field, 2 points to the Password field, and 3 points to the Sign In button. Below the Sign In button, it says 'Press ESC to close'.

1. Enter your *Username* into the textbox.
2. Enter your *Password* into the textbox.
3. Click  button to proceed.
4. ePCO main screen is displayed as follows:



The screenshot shows the ePCO main screen. At the top, there is a navigation bar with 'HOME' and 'NSW' tabs. Below this, the 'CA/CAA/CO Transaction' section is visible. It contains a search form with fields for 'Application Type', 'Scheme', 'Application Date (From)', 'Application Date (To)', 'Reference No.', 'Endorsement No.', 'Approved Date (From)', 'Approved Date (To)', 'Status', 'Company Name', and 'Application ID'. There are 'RESET' and 'SEARCH' buttons. Below the search form is a 'LISTING' section with a table header: 'View Details', 'Application ID', 'Application Type', 'Scheme', 'Application Case', 'Application Date', 'Reference No.', 'Status', and 'En'. The table shows 'Page 1 of 1' and 'No items'.

2.2.

Change Password

The screenshot shows a user profile page. At the top right, the company name 'SHIMANO COMPONENTS (MALAYSIA) SDN BHD' is highlighted with a red box and labeled with a circled '1'. On the left, there is a user profile card for 'mnfuser' with roles 'ADMIN USER' and 'BRCHADMIN'. Below this, there is a 'Not available' status and an address: 'LOT 4550, LORONG A-16, PEKAN NENAS, PONTIAN, 81500, JOHOR BAHRU,'. At the bottom left, there is a language dropdown set to 'English'. At the bottom center, a 'CHANGE PASSWORD' link is highlighted with a red box and labeled with a circled '2'. At the bottom right, there is a 'SIGN OUT' button.

1. Click Company Name at top of page in the right side.
2. Click [CHANGE PASSWORD](#) hyperlink to change your current password.
3. Change Password screen appear.

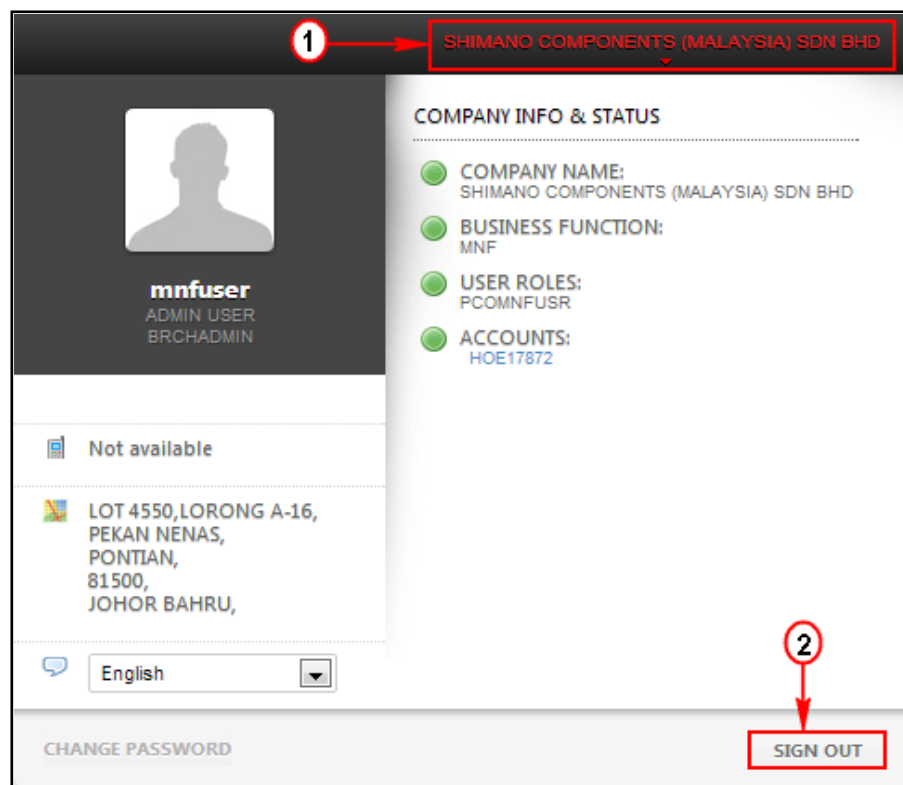
The screenshot shows the 'Change Password' form. It has a title bar 'Change Password' with a close button. There are two input fields: 'Password' and 'Confirm Password'. The 'Password' field is highlighted with a red box and labeled with a circled '4'. The 'Confirm Password' field is highlighted with a red box and labeled with a circled '5'. To the right of the fields is a blue 'SUBMIT' button, which is highlighted with a red box and labeled with a circled '6'.

4. Enter new password in the textbox
5. Re-confirm your new password.
6. Click [SUBMIT](#) button to submit.
7. Window pop up screen appear.

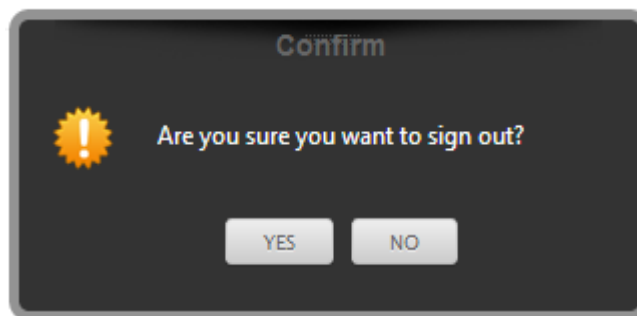
The screenshot shows a 'Confirm' dialog box. It has a title bar 'Confirm'. Inside, there is a yellow warning icon and the text 'Are you sure you want to update this record?'. At the bottom, there are two buttons: 'YES' and 'NO'.

8. Click [YES](#) to confirm delete or Click [NO](#) to cancel delete.

2.3. Sign Out



1. Click Company Name at top of page in the right side.
2. Click button to log out
3. Window pops up screen appear.



4. Click to confirm delete or Click to cancel delete.

2.4. Login via Mytradelink Portal

Before logging in, you must ensure that you have the correct username and password for **Single Sign-On (SSO)** at **myTRADELINK**. **ePCO** is supported by Internet Explorer 6 or higher.

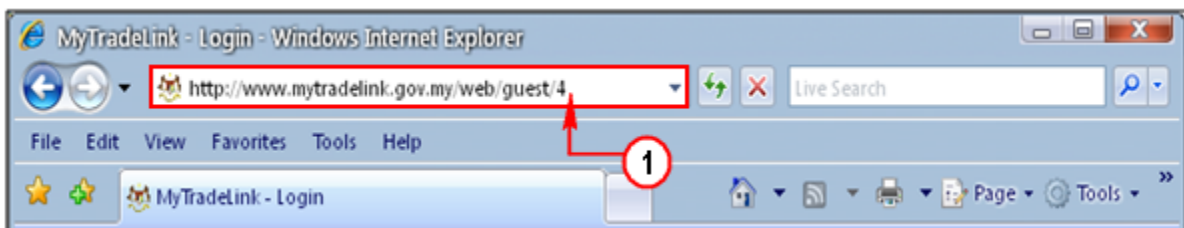
To login, please follow the steps below:

Step1 Launch Internet Explorer



1. In your PC desktop, double click the **Internet Explorer (IE)** to launch it.

Step 2 Enter URL (Uniform Resource Locator) At Address Bar




1. In Internet Explorer, go to address bar.
 - Enter: <http://www.mytradelink.gov.my/>

Step 3 Disabling Pop up Blocker



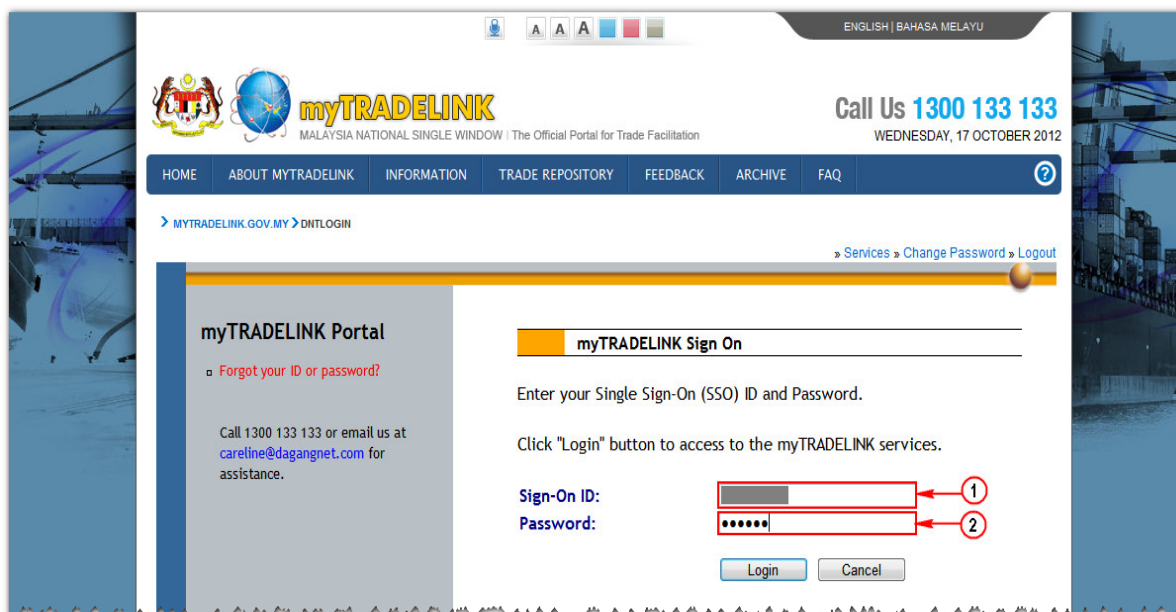
1. From the toolbar, select **Tools > Pop-up Blocker > Turn Off Pop-up Blocker** to disable the Pop-up Blocker.

Step 4 Sign On



1. Click on **Sign On** Button

Step 5 myTRADELINK Sign On

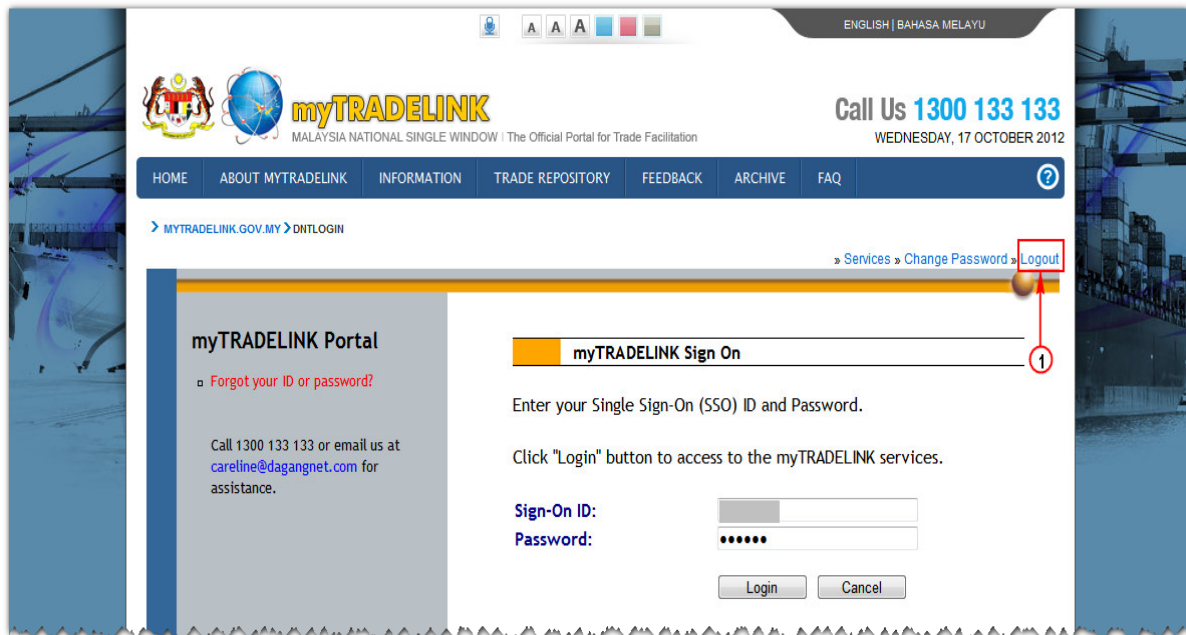


1. Enter your Sign On ID.
2. Enter your Password.

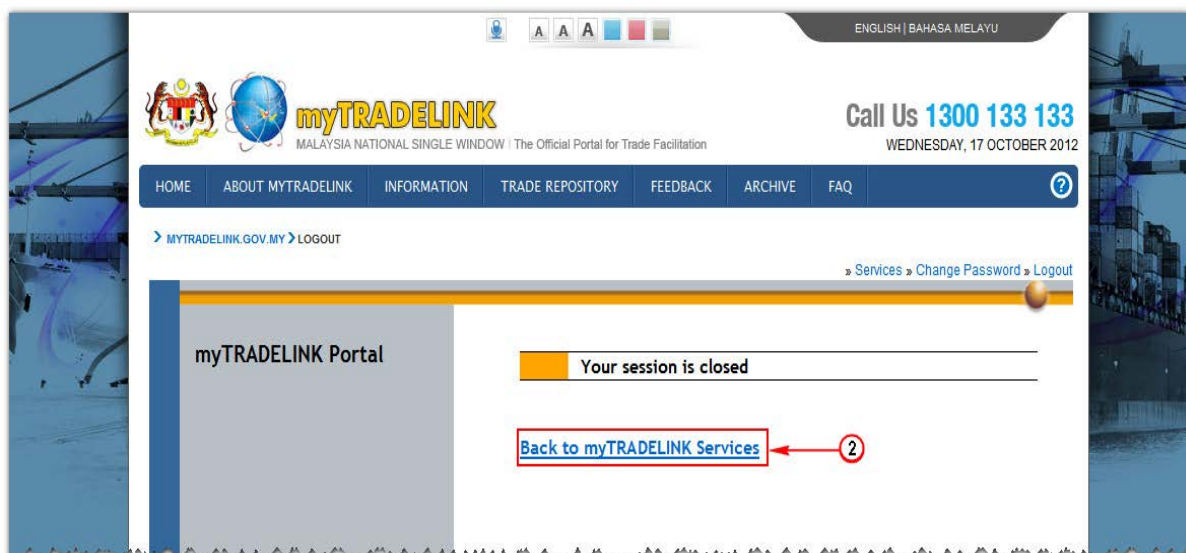
2.5. Log Out from myTRADELINK

Once done with the application tasks, you are advised to logout from ePCO. To logout, please follow the steps below:

Step 1 Log Out



1. Click <Log Out> hyperlink on the myTRADELINK site to logout from myTRADELINK Single Sign On (SSO) site or click to log in again.



2. myTRADELINK will prompt "Your session is closed".
3. You may click back to myTRADELINK Services hyperlink to login again.

Section 3. Advance Search And Navigation

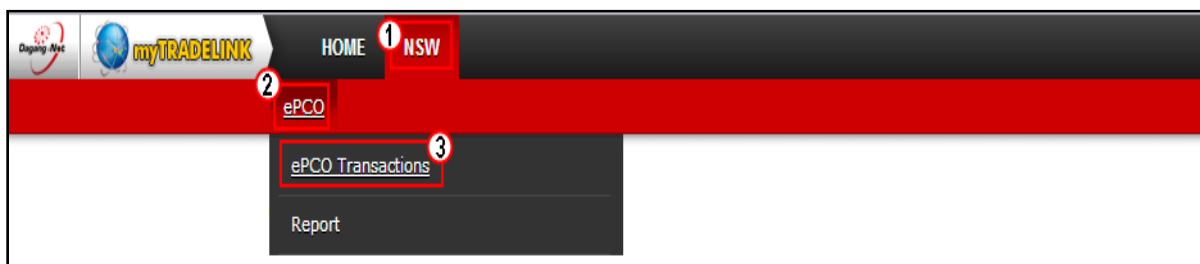
3.1. Advance Search

To view ePCO Transaction, please follow the steps below:

3.1.1. Main Menu

The main menu above is what ePCO contains. The menu is a drop down menu and it's up to 3rd level menu. In other words, to go to ePCO Transactions page, roll mouse pointer over;

NSW → ePCO → ePCO Transactions.





Step 1 Main Menu

1. Click "NSW" hyperlink to select dropdown menu.
2. Click "ePCO" hyperlink to view sub menu.
3. Select "ePCO Transaction" to view the transaction.

3.1.2. CA/ CAA/ CO Screen

A screenshot of the 'CA/CAA/CO Transaction' screen. The screen has a dark grey header with the text 'PLEASE CLICK HERE TO SEARCH' and a red box around it with a red circle with the number 1. Below the header, there are several input fields for search criteria: Application Type (Please select), Scheme (Please select), Application Date (From) (05-10-2012), Application Date (To) (05-10-2012), Reference No., Endorsement No., Approved Date (From), Approved Date (To), Status (MY TASK), Company Name, and Application ID. There are also 'RESET' and 'SEARCH' buttons. At the bottom, there is a 'LISTING' section with a red box around it and a red circle with the number 2. A red arrow points from the 'LISTING' section to the 'PLEASE CLICK HERE TO SEARCH' section.

Step 1 Navigation Menu

1. Click  button to view the tabbed document.
2. Click  button to auto hide the screen.

3.1.3. Filter Status

PLEASE CLICK HERE TO SEARCH

Application Type ?

Scheme

Application Date (From)

Application Date (To)

Reference No.

Endorsement No.

Approved Date (From)

Approved Date (To)

Status

Company Name

Application ID

RESET **SEARCH**

Application Queried

Application Ready

Application Recommended for Approval

Application Rejected

Application Resubmitted

Application Submitted

Application Verified

Apply for Cancellation


Draft

MY TASK

TOP

© 2012 DAGANG NET TECHNOLOGIES SDN BHD

Step 1 Filter Status

1. Click the drop-down menu from *Filter Status*, as above and select option available eg: MY TASK.
2. Click **SEARCH** to display search result as follows:
3. Click  dropdown Listing to view the transaction.

PLEASE CLICK HERE TO SEARCH

Application Type ?

Scheme

Application Date (From)

Application Date (To)

Reference No.

Endorsement No.

Approved Date (From)

Approved Date (To)

Status

Company Name

Application ID

RESET **SEARCH**

LISTING

Application ID

Status

NEW

View Details	Application ID	Application Type	Scheme	Application Case	Application Date	Reference No.	Status
View	MIT102012000211	ATIGA - Form D	ATIGA	BACK-TO-BACK			Draft
View	MIT102012000210	FKN - New Cost Analysis	AKFTA	NORMAL			Draft
View	MIT092012000208	ATIGA - Form D	ATIGA	BACK-TO-BACK			Draft
View	MIT092012000207	ATIGA - Form D	ATIGA	BACK-TO-BACK			Draft
View	MIT092012000205	ATIGA New Cost Analysis	ATIGA	NORMAL			Draft
View	MIT092012000204	ATIGA New Cost Analysis	ATIGA	NORMAL			Draft
View	MIT092012000203	ATIGA New Cost Analysis	ATIGA	NORMAL			Draft
View	MIT092012000202	ATIGA New Cost Analysis	ATIGA	NORMAL			Draft
View	MIT092012000201	ATIGA New Cost Analysis	ATIGA	NORMAL			Draft
View	MIT092012000200	ATIGA New Cost Analysis	ATIGA	NORMAL			Draft

10 Page 1 of 7 Displaying 1 to 10 of 63 items

3.1.4. Filter by Application Date

PLEASE CLICK HERE TO SEARCH

Application Type Please select

Scheme Please select

Reference No.

Endorsement No.

Status MY TASK

Company Name

Application ID

Application Date (From) 05-10-2012

Application Date (To) 05-10-2012

Approved Date (From)

Approved Date (To)

Application ID

LISTING

Step 1 Filter Application Date

1. Click icon to display the Calendar.
2. Click or to navigate to the previous or next month.
3. Click or to navigate to the previous or next month.
4. Pick any date that you required. Ensure **Application Date (To)** field is later than **Application Date (From)** field.
5. Alternatively, manually enter the required dates. The format is dd/MM/yyyy.
6. Click button to view the result.

PLEASE CLICK HERE TO SEARCH

Application Type Please select

Scheme Please select

Reference No.

Endorsement No.

Status Application Approved

Company Name

Application Date (From) 14-10-2011

Application Date (To) 05-10-2012

Approved Date (From)

Approved Date (To)

Application ID

RESET SEARCH


LISTING

Application Type	Scheme	Application Case	Application Date	Reference No.	Status	Endorsement No.	Approved Date
IGA - Form D	ATIGA	NORMAL	18/06/2012	CPT-CCF-W-120618-KL-0289	Application Approved	KL-516423P-295946	19/06/2012
IGA - Form D	ATIGA	NORMAL	16/06/2012	CPT-CCF-W-120616-KL-0118	Application Approved	KL-516423P-295514	18/06/2012
IGA - Form D	ATIGA	NORMAL	18/06/2012	CPT-CCF-W-120618-KL-0330	Application Approved	KL-516423P-296047	19/06/2012
IGA - Form D	ATIGA	NORMAL	08/06/2012	CPT-CCF-W-120608-KL-0228	Application Approved	KL-516423P-293101	11/06/2012
IGA - Form D	ATIGA	NORMAL	08/06/2012	CPT-CCF-W-120608-KL-0223	Application Approved	KL-516423P-293098	11/06/2012
IGA - Form D	ATIGA	NORMAL	08/06/2012	CPT-CCF-W-120608-KL-0176	Application Approved	KL-516423P-293038	11/06/2012
IGA - Form D	ATIGA	NORMAL	05/06/2012	CPT-CCF-W-120605-KL-0095	Application Approved	KL-516423P-291490	06/06/2012
IGA - Form D	ATIGA	NORMAL	25/05/2012	CPT-CCF-W-120525-KL-0063	Application Approved	KL-516423P-287835	25/05/2012
IGA - Form D	ATIGA	NORMAL	31/05/2012	CPT-CCF-W-120531-KL-0251	Application Approved	KL-516423P-290194	01/06/2012
IGA - Form D	ATIGA	NORMAL	31/05/2012	CPT-CCF-W-120531-KL-0252	Application Approved	KL-516423P-290197	01/06/2012

10 Page 1 of 30 Displaying 1 to 10 of 294 items

3.1.5. Filter By Scheme

PLEASE CLICK HERE TO SEARCH

Application Type  Please select

Reference No.

Status Please select

Scheme Please select

Application Date (From)

Application Date (To)

Approved Date (From)

Approved Date (To)



Application ID

RESET SEARCH


LISTING

NEW

Step 1 Filter by Scheme

1. Click the Scheme  dropdown menu for options.
2. Choose any Scheme required eg: AANZFTA
3. Click  button to search the result.

PLEASE CLICK HERE TO SEARCH

Application Type  Please select

Reference No.

Status Please select

Scheme AANZFTA

Endorsement No.

Company Name

Application Date (From)

Application Date (To)

Approved Date (From)

Approved Date (To)

Application ID

RESET SEARCH

LISTING

NEW

	Application ID	Application Type	Scheme	Application Case	Application Date	Reference No.	Status	En
View Details	MIT052012693211	FAF - Form AANZ	AANZFTA	NORMAL	29/05/2012	FAU-FAF-W-120529-KL-000024	Application Approved	KL
View	MIT052012690753	FAF - Form AANZ	AANZFTA	NORMAL	28/05/2012	FAU-FAF-W-120528-KL-000022	Application Approved	KL
View	MIT062012706797	FAF - Form AANZ	AANZFTA	NORMAL	13/06/2012	FAU-FAF-W-120613-KL-000003	Application Approved	KL
View	MIT022012591829	FAF - Form AANZ	AANZFTA	NORMAL	28/02/2012	FAU-FAF-W-120228-KL-000007	Application Approved	KL
View	MIT032012609722	FAF - Form AANZ	AANZFTA	NORMAL	15/03/2012	FAU-FAF-W-120315-KL-000002	Application Approved	KL
View	MIT032012598393	FAF - Form AANZ	AANZFTA	NORMAL	19/03/2012	FAU-FAF-W-120319-KL-000020	Application Approved	KL
View	MIT032012613002	FAF - Form AANZ	AANZFTA	NORMAL	19/03/2012	FAU-FAF-W-120319-KL-000017	Application Approved	KL
View	MIT042012632407	FAF - Form AANZ	AANZFTA	NORMAL	04/04/2012	FAU-FAF-W-120404-KL-000011	Application Approved	KL
View	MIT042012636268	FAF - Form AANZ	AANZFTA	NORMAL	09/04/2012	FAU-FAF-W-120409-KL-000027	Application Approved	KL
View	MIT022012587147	FAF - Form AANZ	AANZFTA	NORMAL	27/02/2012	FAU-FAF-W-120227-KL-000012	Application Approved	KL

10 Page 1 of 2 Displaying 1 to 10 of 16 items

3.1.6. By Application Type

PLEASE CLICK HERE TO SEARCH

Application Type ? 1

Please select 2

Addition Cost Analysis

Certificate of Origin

Cost Analysis

Scheme

Please select

Application Date (From)

Application Date (To)

Endorsement No.

Approved Date (From)

Approved Date (To)



Company Name

Application ID

RESET

SEARCH 3

Step 1 Filter by Application Type

1. Click the Application Type  dropdown menu for options.
2. Choose any Application Type required eg: **Cost Analysis**.
 - Cost Analysis (CA)
 - Certificate of Origin (CO)
 - Additional Cost Analysis (CAA)
3. Click  button to search the result

PLEASE CLICK HERE TO SEARCH

Application Type ? x Cost Analysis

Reference No.

Status

Please select

Scheme

AANZFTA x

Application Date (From)

Application Date (To)

Endorsement No.

Approved Date (From)

Approved Date (To)

Company Name

Application ID

RESET

SEARCH

LISTING

Application Type

NEW

View Details	Application ID	Application Type	Scheme	Application Case	Application Date	Reference No.	Status	En
View	MIT012012546454	FAN - New Cost Analysis	AANZFTA	NORMAL	10/01/2012	FAU-FAN-W-120110-KL-000005	Application Approved	AA
View	MIT012012543119	FAN - New Cost Analysis	AANZFTA	NORMAL	10/01/2012	FAU-FAN-W-120110-KL-000003	Application Approved	AA
View	MIT012012543130	FAN - New Cost Analysis	AANZFTA	NORMAL	10/01/2012	FAU-FAN-W-120110-KL-000004	Application Approved	AA

10 Page 1 of 1 Displaying 1 to 10 of 3 items

3.1.7. Filter By Reference No.

The Reference No. is system-generated after an application is submitted by the Trader.

PLEASE CLICK HERE TO SEARCH

Application Type [?] 1

Reference No.

Status

Scheme

Endorsement No.

Company Name

Application Date (From)

Application Date (To)

Approved Date (From)

Approved Date (To)

Application ID

RESET 1 **SEARCH**

Step 1 Filter by Reference No.

1. Enter the **Reference No.** at textbox field,
e.g: **FMJ-FJN-W-121005-KL-000000**
2. Click **SEARCH** to display search result as follows:

PLEASE CLICK HERE TO SEARCH

Application Type [?]

Reference No.

Status

Scheme

Endorsement No.

Company Name

Application Date (From)

Application Date (To)

Approved Date (From)

Approved Date (To)

Application ID

RESET **SEARCH**

LISTING

Reference No. NEW


View Details	Application ID	Application Type	Scheme	Application Case	Application Date	Reference No.	Status	En
View	MIT102012000579	FJN - New Cost Analysis	MJEPa	NORMAL	05/10/2012	FMJ-FJN-W-121005-KL-000000	Application Submitted	


10 Page 1 of 1 Displaying 1 to 10 of 1 items



3.1.8. Filter By Endorsement No.


The Endorsement No. is system-generated after an application is approved by the Approver.

PLEASE CLICK HERE TO SEARCH



Application Type  Please select

Scheme  **1**


Application Date (From)  Application Date (To) 


Reference No. 

Endorsement No. **KL-516423P-295514**

Approved Date (From)  Approved Date (To) 

Status Please select


Company Name 

Application ID 


2


RESET SEARCH



Step 1 Filter by Endorsement No.


1. Enter the *Endorsement No.* at *By Endorsement No.* text box, e.g., KL-516423P-295514
2. Click  button to display search result as follows:

PLEASE CLICK HERE TO SEARCH



Application Type  Please select

Scheme 


Application Date (From)  Application Date (To) 


Reference No. 

Endorsement No. **KL-516423P-295514**

Approved Date (From)  Approved Date (To) 

Status Please select


Company Name 

Application ID 

RESET SEARCH

LISTING

Endorsement No.

NEW 

Scheme	Application Case	Application Date	Reference No.	Status	Endorsement No.	Approved Date	Effective Date	Expiry
ATIGA	NORMAL	16/06/2012	CPT-CCF-W-120616-KL-0118	Application Approved	KL-516423P-295514	18/06/2012	18/06/2012	18/06/2012

10 Page 1 of 1 Displaying 1 to 10 of 1 items

3.1.9. By Approved Date

PLEASE CLICK HERE TO SEARCH

Application Type Please select Scheme AANZFTA Application Date (From) Application Date (To)

Reference No. Endorsement No. Approved Date (From) Approved Date (To)

Status Please select Company Name Application ID

1 2 3 4 5 6

SEPTEMBER 2012

TODAY

mon tue wed thu fri sat sun

1 2 3 4 5 6 7 8 9 10 11 12 13 14 15 16 17 18 19 20 21 22 23 24 25 26 27 28 29 30

September 04, 2012

SEARCH

NEW

Step 1 Filter by Approved Date

1. Click icon to display the Calendar.
2. Click or to navigate to the previous or next month.
3. Click or to navigate to the previous or next month.
4. Pick any date that you required. Ensure **Application Date (To)** field is later than **Application Date (From)** field.
5. Alternatively, manually enter the required dates. The format is **dd/MM/yyyy**.
6. Click button to view the result.

PLEASE CLICK HERE TO SEARCH

Application Type Please select Scheme AANZFTA Application Date (From) Application Date (To)

Reference No. Endorsement No. Approved Date (From) 08-05-2012 Approved Date (To) 05-10-2012

Status Please select Company Name Application ID

RESET SEARCH


LISTING






Filter Scheme Filter Approved Date


Scheme	Application Case	Application Date	Reference No.	Status	Endorsement No.	Approved Date	Effective Date
AANZFTA	NORMAL	28/05/2012	FAU-FAF-W-120528-KL-000022	Application Approved	KL-2012-AANZ-22-00197	29/05/2012	29/05/2012
AANZFTA	NORMAL	13/06/2012	FAU-FAF-W-120613-KL-000003	Application Approved	KL-2012-AANZ-22-00222	14/06/2012	14/06/2012
AANZFTA	NORMAL	29/05/2012	FAU-FAF-W-120529-KL-000024	Application Approved	KL-2012-AANZ-22-00198	30/05/2012	30/05/2012

10 Page 1 of 1 Displaying 1 to 10 of 3 items


3.1.10. To Reset Search Data


PLEASE CLICK HERE TO SEARCH 






Application Type 	Scheme	Application Date (From)	Application Date (To)
Cost Analysis x	AIFTA x	22-10-2012 	22-10-2012 
Reference No.	Endorsement No.	Approved Date (From)	Approved Date (To)
<input type="text"/>	<input type="text"/>	<input type="text"/> 	<input type="text"/> 
Status	Company Name	Application ID	
MY TASK x	<input type="text"/>	<input type="text"/>	

1  RESET SEARCH

Step 1 Reset Data

1. Click  button to reset all the data in search panel.
2. Automatically all the data have been cleared.

PLEASE CLICK HERE TO SEARCH 

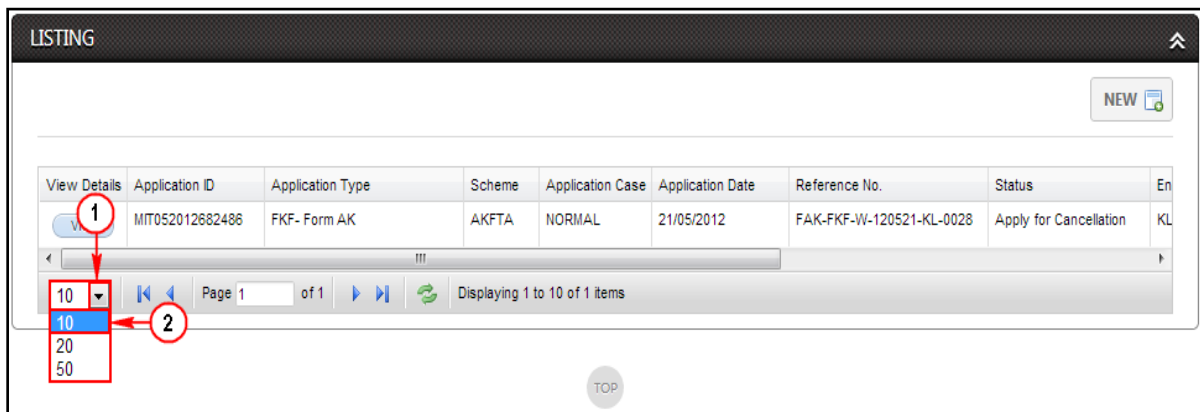
Application Type 	Scheme	Application Date (From)	Application Date (To)
Please select	Please select	<input type="text"/> 	<input type="text"/> 
Reference No.	Endorsement No.	Approved Date (From)	Approved Date (To)
<input type="text"/>	<input type="text"/>	<input type="text"/> 	<input type="text"/> 
Status	Company Name	Application ID	
Please select	<input type="text"/>	<input type="text"/>	

RESET SEARCH

3.2. Additional Features

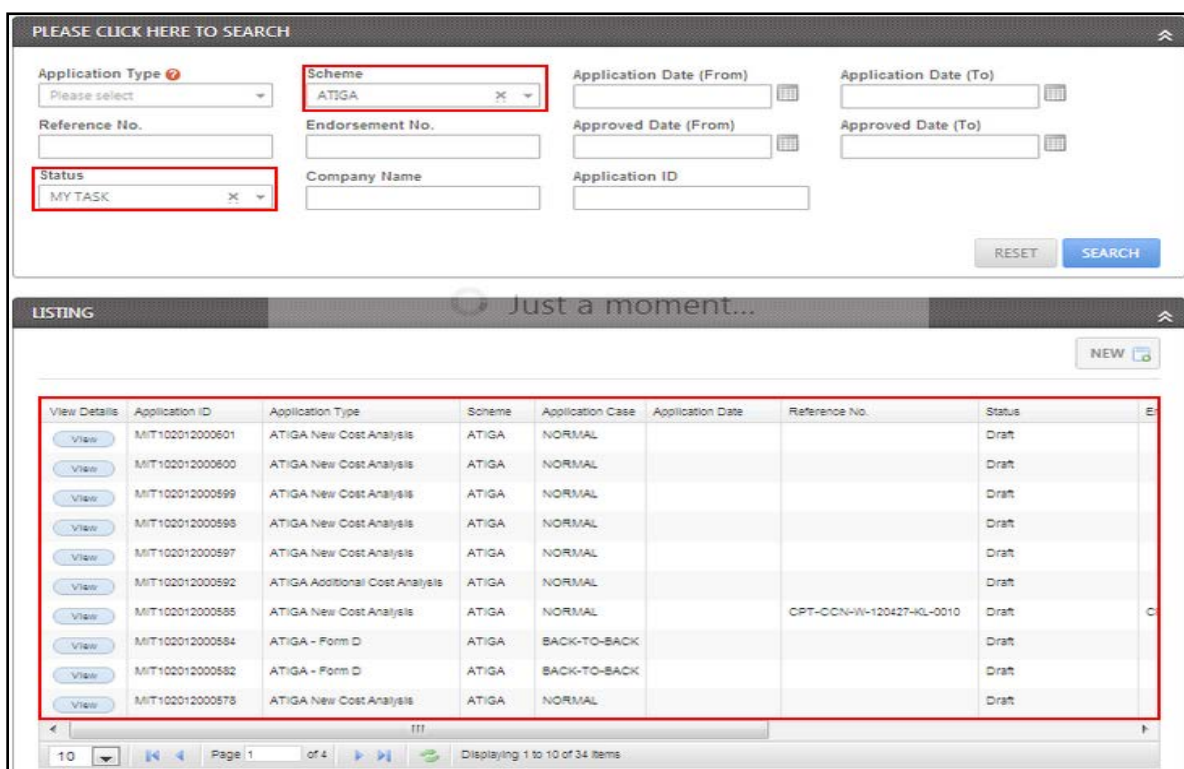
There are 5 additional features in *View CA / CO Transactions* screen:

3.2.1. Number of transaction display



Step 1 Number of Transaction display

1. Select a number from the drop down list box. The above transactions are searched with the following criteria:
 - Click Filter *Scheme* drop down list and select **AKFTA**
 - Click Filter *Status* drop down list and select **My Tasks**
2. Select Number of transaction display
3. Click number to display search result as follows:



3.2.2. Page Number Layout

The screenshot shows a web application interface with a table of transactions. The table has columns: View Details, Application ID, Application Type, Scheme, Application Case, Application Date, Reference No., Status, and En. The table contains 10 rows of data. Below the table is a pagination control bar. Red circles with numbers 1 through 7 are placed over the pagination controls: 1 points to the first page button, 2 points to the previous page button, 3 points to the page number input field (showing '4'), 4 points to the next page button, 5 points to the last page button, 6 points to the refresh button, and 7 points to the 'Displaying 31 to 40 of 54 items' text.

View Details	Application ID	Application Type	Scheme	Application Case	Application Date	Reference No.	Status	En
View	MIT092012000434	ATIGA New Cost Analysis	ATIGA	NORMAL			Draft	
View	MIT092012000429	FKF- Form AK	AKFTA	EXHIBITION			Draft	
View	MIT092012000419	ATIGA New Cost Analysis	ATIGA	NORMAL			Draft	
View	MIT092012000417	ATIGA - Form D	ATIGA	NORMAL			Draft	
View	MIT092012000413	ATIGA - Form D	ATIGA	BACK-TO-BACK			Draft	
View	MIT092012000404	ATIGA New Cost Analysis	ATIGA	NORMAL			Draft	
View	MIT092012000403	ATIGA New Cost Analysis	ATIGA	NORMAL			Draft	
View	MIT092012000400	ATIGA - Form D	ATIGA			CPT-CCF-W-120920-KL-000001	Application Queried	
View	MIT092012000395	ATIGA Additional Cost Analysis	ATIGA	NORMAL			Draft	
View	MIT092012000394	ATIGA New Cost Analysis	ATIGA	NORMAL			Draft	

10 Page 4 of 6 Displaying 31 to 40 of 54 items

Step 1 Page Number

The above transactions are searched with the following criteria:

- Click Filter Scheme drop down list and select **ATIGA**.
 - Click Filter Status drop down list and select **My Tasks**.
1. Click dropdown to navigate to the early page number respectively.
 2. Click dropdown to navigate to the previous number of page.
 3. You may enter manually number of page at textbox field.
 4. Click dropdown to navigate to the next number of page.
 5. Click dropdown to navigate to the last number of page.
 6. Click dropdown to update the displaying page number.
 7. You may view the Displaying 31 to 40 of 56 items record here.

3.2.3. Sort transaction columns in Ascending or Descending order

LISTING

View Details	Application ID	Application Type	Scheme	Application Case	Application Date	Reference No.	Status	Endorsement No.
View	MIT092012000404	ATIGA New Cost Analysis	ATIGA	NORMAL			Draft	

1. The columns available in the *View Transactions* screen are:

- App. ID
- Application Type
- Application Case
- Application Date
- Trader Code
- Company Name
- Reference No.
- Trader Reference No.
- Status
- Endorsement No.

1. Each column can be sorted in ascending or descending order.

2. To view transactions in ascending/increasing order (smallest to largest/earliest to latest), click ; click to view transactions in descending/decreasing order (largest to smallest/latest to earliest).

LISTING

Sorted in Ascending Order
(in alphabetical order)

View Details	Application ID	Application Type	Scheme	Application Case	Application Date	Reference No.	Status	Endorsement No.
View	MIT092012000514	ATIGA New Cost Analysis	ATIGA	NORMAL			Draft	
View	MIT092012000434	ATIGA New Cost Analysis	ATIGA	NORMAL			Draft	
View	MIT092012000419	ATIGA New Cost Analysis	ATIGA	NORMAL			Draft	
View	MIT092012000404	ATIGA New Cost Analysis	ATIGA	NORMAL			Draft	
View	MIT092012000403	ATIGA New Cost Analysis	ATIGA	NORMAL			Draft	
View	MIT102012000596	FAA - Additional Brand / Model	AANZFTA	NORMAL			Draft	
View	MIT102012000607	FAN - New Cost Analysis	AANZFTA	NORMAL			Draft	
View	MIT042012653090	FCF - Form E	ACFTA	NORMAL	24/04/2012		Draft	
View	MIT042012653420	FCF - Form E	ACFTA	NORMAL	24/04/2012		Draft	
View	MIT012011286938	FCF - Form E	ACFTA	NORMAL	28/02/2011	FAC-FCF-W-110228-KL-0018	Application Queried	

10 Page 4 of 6 Displaying 31 to 40 of 55 items



3.2.4. Scroll horizontally

LISTING

NEW

View Details	Application ID	Application Type	Scheme	Application Case	Application Date	Reference No.	Status	En
View	MIT102012000611	FIN - New Cost Analysis	AIFTA	NORMAL			Draft	En
View	MIT102012000608	ATIGA New Cost Analysis	ATIGA	NORMAL		CPT-CCN-W-121005-KL-000023	Draft	KL
View	MIT102012000606	GCN - New Cost Analysis	GSP	NORMAL			Draft	
View	MIT102012000605	ATIGA New Cost Analysis	ATIGA	NORMAL			Draft	
View	MIT102012000604	FKN - New Cost Analysis	AKFTA	NORMAL			Draft	
View	MIT102012000603	FPN - New Cost Analysis	MPCEPA	NORMAL			Draft	
View	MIT102012000602	FAN - New Cost Analysis	AANZFTA	NORMAL		FAU-FAN-W-120331-JB-000001	Draft	AA
View	MIT102012000594	FJN - New Cost Analysis	MJEPA	NORMAL	05/10/2012	FMJ-FJN-W-121005-KL-000001	Application Submitted	
View	MIT102012000583	ATIGA New Cost Analysis	ATIGA	NORMAL	05/10/2012	CPT-CCN-W-121005-KL-000023	Application Approved	KL
View	MIT102012000575	ATIGA New Cost Analysis	ATIGA	NORMAL			Draft	

10 Page 1 of 540 Displaying 1 to 10 of 5398 items

1. Click  arrow to view to end of raw table transaction or click  arrow to view the first line transaction.
2. You also can scroll arrow horizontally to view all the data.

LISTING

NEW

Case	Application Date	Reference No.	Status	Endorsement No.	Approved Date	Effective Date	Expiry Date	Trader Ref.
			Draft					
		CPT-CCN-W-121005-KL-000023	Draft	KL-201210-CCN-192825A				
			Draft					
			Draft					
			Draft					
		FAU-FAN-W-120331-JB-000001	Draft	AANZFTA-192825A-0010				20120323-AAN
	05/10/2012	FMJ-FJN-W-121005-KL-000001	Application Submitted					
	05/10/2012	CPT-CCN-W-121005-KL-000023	Application Approved	KL-201210-CCN-192825A				
			Draft					

10 Page 1 of 540 Displaying 1 to 10 of 5398 items

3.2.5. Top of Page

The screenshot shows a web application interface with a table titled 'LISTING'. The table has columns: View Details, Application ID, Application Type, Scheme, Application Case, Application Date, Reference No., Status, and En. The table contains 10 rows of data. Below the table, there is a pagination bar showing 'Page 1 of 130' and 'Displaying 1 to 10 of 130 items'. A red circle highlights the 'TOP' button in the pagination bar.

View Details	Application ID	Application Type	Scheme	Application Case	Application Date	Reference No.	Status	En
View	MIT102012000718	FCA - Additional Cost Analysis	ACFTA	NORMAL			Draft	
View	MIT102012000717	FFA - Additional Brand / Model	AJCEP	NORMAL			Draft	
View	MIT102012000716	FCN - New Cost Analysis	ACFTA	NORMAL	22/10/2012	FAC-FCN-W-121022-KL-000004	Application Submitted	
View	MIT102012000715	FCA - Additional Cost Analysis	ACFTA	NORMAL			Draft	
View	MIT102012000713	GCA - Additional Cost Analysis	GSP	NORMAL			Draft	
View	MIT102012000712	GCA - Additional Cost Analysis	GSP	NORMAL			Draft	
View	MIT102012000710	ATIGA - Form D	ATIGA	NORMAL			Draft	
View	MIT102012000709	FAA - Additional Brand / Model	AANZFTA	NORMAL			Draft	
View	MIT102012000708	GCA - Additional Cost Analysis	GSP	NORMAL			Draft	
View	MIT102012000707	GCN - New Cost Analysis	GSP	NORMAL			Draft	

Page 1 of 130 Displaying 1 to 10 of 130 items

TOP

© 2012 DAGANG NET TECHNOLOGIES SDN BHD

1. Click [TOP](#) button to go to top of page.
2. Automatically the page will directly go to top of page.

The screenshot shows a web application interface for 'CA/CAA/CO Transaction'. It features a search form with fields for Application Type, Scheme, Application Date (From/To), Reference No., Endorsement No., Approved Date (From/To), Status, Company Name, and Application ID. Below the search form is a 'LISTING' table with columns: View Details, Application ID, Application Type, Scheme, Application Case, Application Date, Reference No., Status, and En. The table contains 3 rows of data.

PLEASE CLICK HERE TO SEARCH

Application Type: Please select

Scheme: Please select

Application Date (From):

Application Date (To):

Reference No.:

Endorsement No.:

Approved Date (From):

Approved Date (To):

Status: Please select

Company Name:

Application ID:

RESET SEARCH

LISTING

View Details	Application ID	Application Type	Scheme	Application Case	Application Date	Reference No.	Status	En
View	MIT102012000235	FCN - New Cost Analysis	ACFTA	NORMAL			Draft	
View	MIT102012000234	FCN - New Cost Analysis	ACFTA	NORMAL			Draft	
View	MIT102012000233	FCN - New Cost Analysis	ACFTA	NORMAL			Draft	

Section 4. Using ePCO: Cost Analysis

4.1. Cost Analysis (CA)

Traders may submit 3 types of the applications to the MITI officers, this module will focus on:

- **Cost Analysis (CA)**
- Cost Analysis - Additional Brand / Model (CAA)
- Preferential Certificate of Origin (CO)

4.2. View Cost Analysis (CA)

The applications with statuses below are for viewing only:

- Application Submitted
- Application Checked
- Application Verified
- Application Recommended for Approval
- Application Approved
- Application Rejected
- Application Resubmitted
- Application Cancelled

Step 1 View Cost Analysis

CA/CAA/CO Transaction Tips

PLEASE CLICK HERE TO SEARCH

Application Type ?

Please select

Reference No.

Status

Application Submitted 3

Application Checked

Application Queried

Application Ready

Application Recommended for Approval

Application Rejected 4

Application Resubmitted

Application Submitted

Application Verified

Apply for Cancellation

Draft

Scheme 1

ACFTA 2

ATIGA

AIFTA

AJCEP

AANZFTA

ACFTA

AKFTA

GSP

MPCEPA

MNZFTA

MAFTA

MCFTA

Application Date (From)

Application Date (To)

Approved Date (From)

Approved Date (To)

Application ID

RESET

SEARCH 5

NEW

Application Type	Scheme	Application Case	Application Date	Reference No.	Status	En
FCN - New Cost Analysis	ACFTA	NORMAL		FAC-FCN-W-120919-KL-000000	Application Submitted	
FCN - New Cost Analysis	ACFTA	NORMAL		FAC-FCN-W-120919-JB-000000	Application Submitted	
FCN - New Cost Analysis	ACFTA	NORMAL		FAC-FCN-W-120903-KL-000000	Application Submitted	
FCF - Form E	ACFTA	ISSUE RETRO	09/04/2009	FAC-FCF-W-120910-KL-000000	Application Submitted	
FCF - Form E	ACFTA	NORMAL	19/06/2012	FAC-FCF-W-120619-KL-0041	Application Submitted	

View transaction

View

MIT092012000100

MIT042009021931

MIT062012717142

10

Page 1 of 1

Displaying 1 to 10 of 5 items

1. Click filter scheme ▼ dropdown to select scheme requested.
2. Choose any scheme. Eg: ACFTA
3. Click filter Status ▼ dropdown to select application status.
4. Select application Status. Eg: Application Submitted.
5. Click **SEARCH** button to view results.

LISTING NEW

View Details	Application ID	Application Type	Scheme	Application Case	Application Date	Reference No.	Status	En
6	MIT092012000362	FCN - New Cost Analysis	ACFTA	NORMAL		FAC-FCN-W-120919-KL-000000	Application Submitted	
View	MIT092012000115	FCN - New Cost Analysis	ACFTA	NORMAL		FAC-FCN-W-120919-JB-000000	Application Submitted	
View	MIT092012000100	FCN - New Cost Analysis	ACFTA	NORMAL		FAC-FCN-W-120903-KL-000000	Application Submitted	
View	MIT042009021931	FCF - Form E	ACFTA	ISSUE RETRO	09/04/2009	FAC-FCF-W-120910-KL-000000	Application Submitted	
View	MIT062012717142	FCF - Form E	ACFTA	NORMAL	19/06/2012	FAC-FCF-W-120619-KL-0041	Application Submitted	

10

Page 1 of 1

Displaying 1 to 10 of 5 items

6. Click **View** button to display view Cost Analysis as screen below;

Cost Analysis- ACFTA [MIT092012000100]

[BACK TO MAIN](#)

Company Details

Company Name MULTI TRANS SDN BHD		ROC / ROB No. 516423P	
Company Address Choose Branch Address 197B, PERSARAN RAJA MUDA MI 42000 PORT KLANG, SELANGOR			
Telephone No. (Mobile)	Postcode 42000	Telephone No. (Office)	City PORT KLANG
Fax No.	State	Email	Country
Trader Reference No.			

Finished Product

Finished Product

View Details	Finished Product ID	Finished Product	Tariff Code	Brand / Model	Manufacturer	Unit	Origin Crite
View	FAC-FCN-FP-120903-000	Prepared unrecorded media for	852340210	Click Here			
View	FAC-FCN-FP-120903-000	Prepared unrecorded media for	852340210	Click Here			

Note : 1 application can only have 5 finished products added

Attached Document

Attachment

[ATTACH DOCUMENT](#)

Document Name	File Code
MIT092012000100_1.xlsx	PCO_FLOW_CHART
MIT092012000100_2.xlsx	PCO_CATALOGUE

Authorised Applicant

Applicant Name	Applicant Designation	IC / Passport No.	ADD
zdd	fgdgd	2343253683	

Declaration Details

Preferred Branch of Application Processing

Kuala Lumpur

Declaration Details

Name dgfdg	Designation fdsfdsa	IC / Passport No. 1342352	Telephone No.
Email	Date 08-Oct-2012	Trader Remarks	

I hereby certify that percentage value materials / component or non-component or non-determined origin used as a proportion is a stated in the cost analysis. It is hereby declared that the particulars given are true and complete

LETTER OF INDEMNITY (FORMAL UNDERTAKING)

☐ In consideration of the Ministry of International Trade and Industry from time to time granting or certifying Certificate of Origin or other documents, I / we hereby agree to accept and be bound by the Standard Rules for the Issue of Certificate of Origin, etc in force at the time of certification, of which I / we confirm having received a copy. Further that I / we will at all times keep the issuing body and its officials indemnified against any claims or demands whatsoever which may at any time be made against them, or any of them by reason of any fault, defect, omission or inaccuracy in the content of the Certificates or other documents, or in the manner of their issue, this indemnity being subjected to all statutory provisions to the contrary. In the event of requests which stem from a legitimate enquiry from someone in possession of statutory authority, e.g. Police, Inland Revenue & Customs or officials acting with authority of a Court Order, I / we hereby permit the issuing Body to allow direct access, under the power of statutory authority, to such commercial information as may be required as part of the enquiry.

Transaction View

Date	Time	Action	Response Description	Reject Description	User Type	Response From
Status Application Submitted						

[UPDATE](#)

Step 2 View Finished Product

View Details	Finished Product ID	Finished Product	Tariff Code	Brand / Model	Manufacturer	Unit	Origin Crite
View	FAC-FCN-FP-120903-0001	Prepared unrecorded media for	852340210	Click Here			
View	FAC-FCN-FP-120903-0001	Prepared unrecorded media for	852340210	Click Here			

Note : 1 application can only have 5 finished products added

1. Click [View](#) button to view Finished Product details screen.
2. Click [Click Here](#) hyperlink to view the brand /model.

BRAND / MODEL
No brand available

3. As you can see the pop up result will appear at top of page.

a. Finish Product Screen

Cost Analysis- ACFTA [MIT092012000100]

[BACK TO MAIN](#)

Finished Product **a** FAC-FCN-FP-120903-000002

[Back](#) **Finished Product** [Raw Material](#)

Tariff Code: 852340210
 Tariff Description: Prepared unrecorded media for so
 Tariff UOM: Choose a UOM
 Finished Product Ref ID:

Brand / Model:

Importing Country: Choose a Country

Manufacturer ROB / ROC No.:
 Manufacturer:

Address:

Post Code:
 City:
 State:
 Country: Choose a Country

Contact Person:
 Email:
 Telephone No.:
 Fax No.:

[CHOOSE FROM EXISTING FINISHED PRODUCT](#) [UPDATE](#)

b. Raw Material

Cost Analysis- ACFTA [MIT092012000100]

[BACK TO MAIN](#)

Finished Product - FAC-FCN-FP-120903-000002

[Back](#)

[Finished Product](#)

Raw Material

Description of Raw Material

Country of Origin

HS Code

Supplier

Invoice No.

Group Country of Origin

Value (MYR)

%

[SAVE](#)

[FORM FILLER](#)

Calculate costing using ☐ Manual

Type	Description of Raw Material	Country of Origin	HS Code	Supplier	Invoice No.	Country of Origin (Group)	Value (MYR)	%	Attached	Action
M	dfs	ALBANIA	852340210	ccxv	xccz	IMPORTED	454.0000	100.0000	Attach File	

Sub Total - Local

Sub Total - Asean

Sub Total - Imported

Sub Total - China

Sub Total

Value

%

Total Material Cost (Local, ASEAN & Imported)

Labour Cost

Overhead Cost (Direct + Indirect)

Others Cost (If Available)

Total Product Cost

Profit

FOB Price

Remarks

Local - Raw material obtained from local company or manufacturer|Imported- Raw material obtained from the Importation from Non-ASEAN countries|ASEAN- Raw material obtained from the Importation from ASEAN countries using Form E or declaration of origin;(Brunei,Indonesia,Philippines,Singapore,Thailand,Vietnam,Laos,Myanmar,Cambodia)

[UPDATE](#)

Step 3 Attachment

Attached Document

1

ATTACH DOCUMENT

Document Name	Files Code
MIT092012000100_1.xlsx	PCO_FLOW_CHART
MIT092012000100_2.xlsx	PCO_CATALOGUE

1. Click

ATTACH DOCUMENT

 button to view the document.

Upload Document

2

MIT092012000100_1.xlsx

MIT092012000100_2.xlsx

PCO_FLOW_CHART

PCO_CATALOGUE

3

Notes

- The maximum file size for uploads is **2 MB**
- Attachments with following file extensions are supported (.gif, .jpg, .jpeg, .tif, .pdf, .doc, .docx, .xls, .xlsx)

2. You may view the document
3. Click button to close the screen.

4.3. Applying for New Cost Analysis (CA)

Step 1 Create New Cost Analysis


The screenshot shows the 'CA/CAA/CO Transaction' interface. At the top, there is a search bar with the text 'PLEASE CLICK HERE TO SEARCH'. Below it is a 'LISTING' section. In the top right corner of the listing area, there is a 'NEW' button with a document icon, circled with a red '1'. Below the button is a table with the following columns: View Details, Application ID, Application Type, Scheme, Application Case, Application Date, Reference No., Status, and En. The table contains several rows of data, including applications for ATIGA, GCF, and FKN. At the bottom of the table, there is a pagination bar showing 'Page 1 of 6' and 'Displaying 1 to 10 of 59 items'.

1. Click  button to apply new CA.

The screenshot shows the application form. At the top, there is a red header bar with the text 'Please provide Application type and Scheme'. Below the header, there are two dropdown menus: 'Application Type' and 'Scheme'. Both dropdowns have a 'Please select' placeholder text. The 'Application Type' dropdown is circled with a red '2', and the 'Scheme' dropdown is circled with a red '3'. To the right of the dropdowns is a 'SUBMIT' button, circled with a red '4'.

2. Click  dropdown to select application Type. Eg: CA

The screenshot shows the 'Application Type' dropdown menu. The dropdown is open, showing a search bar and a list of options: 'Addition Cost Analysis', 'Certificate of Origin', and 'Cost Analysis'. The 'Cost Analysis' option is highlighted with a red box and a red '2'.

3. Click  dropdown to select Scheme. Eg: ACFTA

The screenshot shows the 'Scheme' dropdown menu. The dropdown is open, showing a search bar and a list of options: 'ATIGA', 'AIFTA', 'AJCEP', 'AANZFTA', 'ACFTA', 'AKFTA', 'GSP', 'MPCEPA', 'MNZFTA', 'MAFTA', and 'MCFTA'. The 'ACFTA' option is highlighted with a red box and a red '3'.

4. Click  to create CO.

Step 2 Add Finish Product

The 'Finished Product' form contains the following fields and labels:

- a**: Tariff Code
- b**: Tariff Description
- d**: Tariff UOM (Choose a UOM)
- c**: Brand / Model
- e**: Importing Country (Choose a Country)
- f**: Manufacturer (includes Manufacturer ROB / ROC No. and Address fields)
- Other fields: Finished Product Ref ID, Post Code, City, State, Country (Choose a Country), Contact Person, Email, Telephone No., Fax No.
- Buttons: CHOOSE FROM EXISTING FINISHED PRODUCT, SAVE

a. Tariff Code

1. Click . Tariff Code screen pop up will appear.

The 'Tariff' screen includes the following elements and labels:

- i**: Code input field
- ii**: Description input field
- iii**: SEARCH button
- 3**: Select button in the table row
- iv**: Page 1 of 1039 in the pagination bar

V	Details	Code	Description	UOM
	Select	210112100	"Coffee pastes" consisting of mixtures of ground ro	KGM
	Select	491000170	"Perpetual" type: of copper	KGM
	Select	491000120	"Perpetual" type: of paper or paperboard	KGM
	Select	844110100	"guillotines" and apparatus for cutting photographic pri	UNT
	Select	400610000	- "Camel-back" strips for retreading rubber tyres	KGM
	Select	570210000	- "Kelem", "Schumacks", "Karamanie" and similar han	MTK
	Select	600110000	- "Long pile" fabrics	KGM
	Select	290351000	-- 1,2,3,4,5,6-Hexachlorocyclohexane	KGM
	Select	290315000	-- 1,2-Dichloroethane (ethylene dichloride)	KGM
	Select	293292000	-- 1-(1,3-Benzodioxol -5-yl) propan-2-one	KGM


2. Tariff Code can be search / display by:
 - Code**: Enter code of tariff here.
 - Description**: Enter any description.
 - Search**: Click search button to search the tariff
 - Page Navigation**: You may navigate to the previous or next page respectively.
3. Click on the button to select tariff code.

b. Tariff Description

1. The text box is automatically filled once the Tariff Code is selected.

c. Brand Model

1. Enter the brand / model name into the text box and click “Enter” at your keyboard.



Brand / Model

Samsung

2. You may enter another brand into the text box.



Brand / Model

Samsung x Buff


3. You may remove the brand in the list by click at the brand.



Brand / Model

Samsung x Buff x

d. Tariff UOM



Tariff UOM

KILOGRAM

1. The option in the drop down list is automatically selected once the Tariff Code is selected.
2. Alternatively, user may change the UOM option if necessary.

e. Importing Country



Importing Country

Choose a Country

1. Click the textbox of “Choose a Country” then, automatically dropdown appears at below;



Importing Country

BRUNEI

CHINA

INDONESIA

CAMBODIA

LAOS

MYANMAR

PHILIPPINES

SINGAPORE

THAILAND

VIETNAM

2. Select to add any Importing Country.

Importing Country

INDONESIA X |

BRUNEI
CHINA
CAMBODIA
LAOS
MYANMAR
PHILIPPINES
SINGAPORE
THAILAND
VIETNAM

3. You may add another importing country by select any Country in dropdown.

Importing Country

INDONESIA X LAOS X

4. You may remove the country in the list by click at the brand.

f. Manufactured ROB / ROC No.

1. Click . Manufacturer Profile pop up will appear.

Manufacturer Profile

ROB / ROC No. Manufacturer

RESET SEARCH

View Data	ROB / ROC	Manufacturer	Address 1	Address 2
Select	S18762-W	PANTHER PRECISION TOOLS SDN. BHD.	NAGASARI INDUSTRIAL PARK,	NO. 3061.

10 Page 1 of 1 Displaying 1 to 10 of 1 items

2. Click on the button to select tariff code.
3. The Manufacturer text box is automatically filled once the Manufacturer Profile is selected.

Step 3 Save Finish Product

Finished Product

Finished Product Next ➡

Tariff Code: 210112100 Tariff Description: "Coffee pastes" consisting of mixt Tariff UOM: KILOGRAM Finished Product Ref ID: []

Brand / Model: Samsung x Buff x []

Importing Country: INDONESIA x LAOS x

Manufacturer ROB / ROC No.: 518762-W Manufacturer: PANTHER PRECISION TOOLS SDN

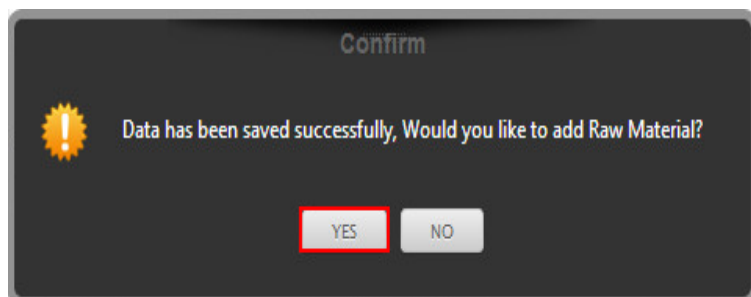
Address: NAGASARI INDUSTRIAL PARK, NO. 3061, JALAN NAGASARI 1, []

Post Code: 13600 City: Pulau Pinang State: PULAU PINANG Country: MALAYSIA

Contact Person: POH SAI SEE Email: admin1@pantherprecisiontools.cc Telephone No.: 04-3984826 Fax No.: []

CHOOSE FROM EXISTING FINISHED PRODUCT SAVE

1. Make sure the entire text box field is filled.
2. Click **SAVE** button to save the Finish Product.
3. A window pops up appear to confirm the data has been saved successfully as follow.



4. Click **YES** button to save.
5. Automatically Raw Material screen appear.

Step 4 Raw Material

Finished Product FAC-FCN-FP-121014-000004

Finished Product **Raw Material** Next

Description of Raw Material

Country of Origin
Choose a Country

HS Code

Supplier

Invoice No.

Group Country of Origin
Choose a Country

Value (MYR)

%
0

SAVE FORM FILLER

Calculate costing using ☐ Manual

Type	Description of Raw Material	Country of Origin	HS Code	Supplier	Invoice No.	Country of Origin (Group)	Value (MYR)	%	Attached	Action
Sub Total - Local							0.0000	0.0000		
Sub Total - Asean							0.0000	0.0000		
Sub Total - Imported							0.0000	0.0000		
Sub Total - China							0.0000	0.0000		
Sub Total							0.0000	0.0000		

	Value	%
Total Material Cost (Local, ASEAN & Imported)	0.0000	0.0000
Labour Cost	0	0
Overhead Cost (Direct + Indirect)	0	0
Others Cost (If Available)	0	0
Total Product Cost	0.0000	0.0000
Profit	0	0
FOB Price	0.0000	0.0000

Remarks

Local - Raw material obtained from local company or manufacturer;Imported- Raw material obtained from the Importation from Non-ASEAN countries;(ASEAN- Raw material obtained from the Importation from ASEAN countries using Form E or declaration of origin;(Brunei,Indonesia,Philippines,Singapore,Thailand,Vietnam,Laos,Myanmar,Cambodia)

UPDATE

1. Enter Description of Raw Material text box.

Country of Origin

Choose a Country

HUNGARY

ICELAND

INDIA

INDONESIA

IRAN,ISLAMIC REPUBLIC OF

IRAQ

IRELAND

ISLE OF MAN


ISRAEL

ITALY

2. Click at Country of Origin text box then, automatically country dropdown appear. Select the country.

3. The Group Country of Origin text box is automatically filled once the Country is selected.

HS Code



4. Click . HS Code pop up will appear.

Tariff
✕

AHTN

Code

Description

RESET

SEARCH

View Details	Code	Description	UOM	
<div style="background-color: #007bff; color: white; padding: 2px; border-radius: 5px; text-align: center;">Select</div>	5702100000	- "Kelem", "Schumacks", "Karamanie" and similar hand	MTK	
<div style="background-color: #007bff; color: white; padding: 2px; border-radius: 5px; text-align: center;">Select</div>	4910000015	- "Perpetual" type, of aluminium	KGM	
<div style="background-color: #007bff; color: white; padding: 2px; border-radius: 5px; text-align: center;">Select</div>	4910000017	- "Perpetual" type, of copper	KGM	
<div style="background-color: #007bff; color: white; padding: 2px; border-radius: 5px; text-align: center;">Select</div>	4910000013	- "Perpetual" type, of glass	KGM	
<div style="background-color: #007bff; color: white; padding: 2px; border-radius: 5px; text-align: center;">Select</div>	4910000016	- "Perpetual" type, of nickel	KGM	
<div style="background-color: #007bff; color: white; padding: 2px; border-radius: 5px; text-align: center;">Select</div>	4910000012	- "Perpetual" type, of paper or paperboard	KGM	
<div style="background-color: #007bff; color: white; padding: 2px; border-radius: 5px; text-align: center;">Select</div>	4910000011	- "Perpetual" type, of plastics	KGM	
<div style="background-color: #007bff; color: white; padding: 2px; border-radius: 5px; text-align: center;">Select</div>	4910000014	- "Perpetual" type, of wood	KGM	
<div style="background-color: #007bff; color: white; padding: 2px; border-radius: 5px; text-align: center;">Select</div>	4910000019	- "Perpetual" type, other	KGM	
<div style="background-color: #007bff; color: white; padding: 2px; border-radius: 5px; text-align: center;">Select</div>	8441102010	- - - "Guillotines" and apparatus for cutting photograp	UNT	

10

⏪

⏴

Page 1
of 1232

⏵

⏩

↻

Displaying 1 to 10 of 12320 items

5. Click on the

Select

 button to select tariff code.
6. Enter Name of Supplier.
7. Enter Invoice No.
8. Enter Value (in MYR).
9. Enter the Percentage (%).
10. Click

SAVE


 button to automatically calculate.
11. Raw Material automatically list in box.

Calculate costing using ☐ Manual

Type	Description of Raw Material	Country of Origin	HS Code	Supplier	Invoice No.	Country of Origin (Group)	Value (MYR)	%	Attached	Action
M	Coffee	INDONESIA	2101111000	Nescafe	128293	ASEAN	200.0000	12.0000	<div style="background-color: #007bff; color: white; padding: 2px 10px; border-radius: 5px; text-align: center;">Attach File</div>	<div style="background-color: #007bff; color: white; padding: 2px 5px;">+</div> <div style="background-color: red; color: white; padding: 2px 5px;">-</div>



Page 38
© Dagang Net 2012

ePCO User Manual – Normal Case
DNT-SKS-UM0005 - EPCO User Manual (Cost Analysis)
V0.2



Step 5 Upload Raw Material Attachments

Calculate costing using ☐ Manual

Type	Description of Raw Material	Country of Origin	HS Code	Supplier	Invoice No.	Country of Origin (Group)	Value (MYR)	%	Attached	Action
M	Coffee	INDONESIA	2101111000	Nescafe	128293	ASEAN	200.0000	100.0000	Attach File	 

1. Click **Attach File** button to upload raw material for a finished product.
2. Attachment for Raw Material screen pop up appear;
3. **Important:** Please make sure that the first (1st) file uploaded is the Invoice; the second (2nd) upload will be the Importing Country CO while the rest will be treated as Additional Materials.

Upload Document
✕

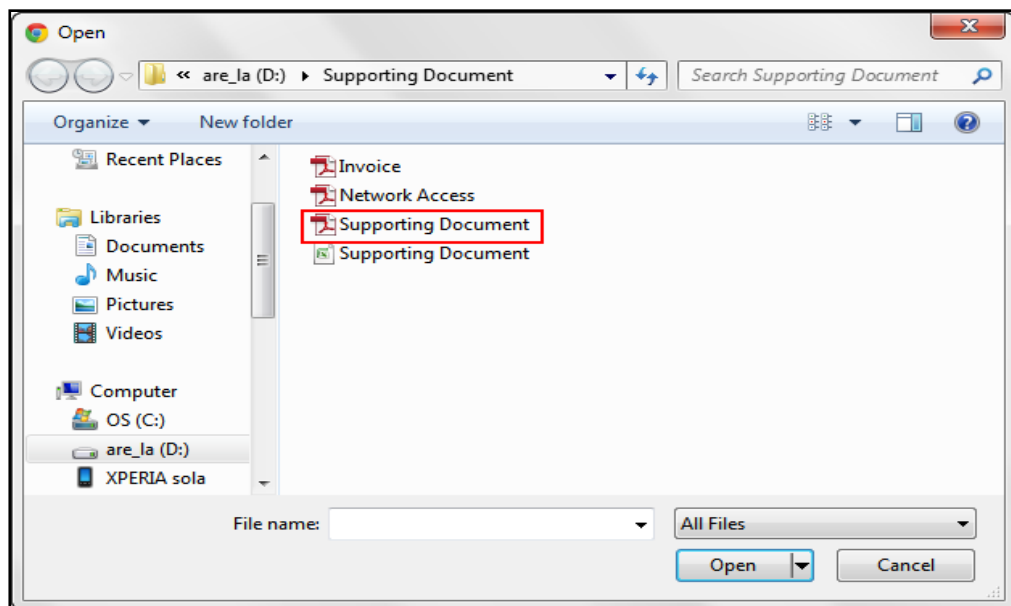
+ Add files...



IMPORTANT: Please make sure that the first (1st) file uploaded is the Invoice, the second (2nd) upload will be the Importing Country CO while the rest will be treated as Additional Materials.

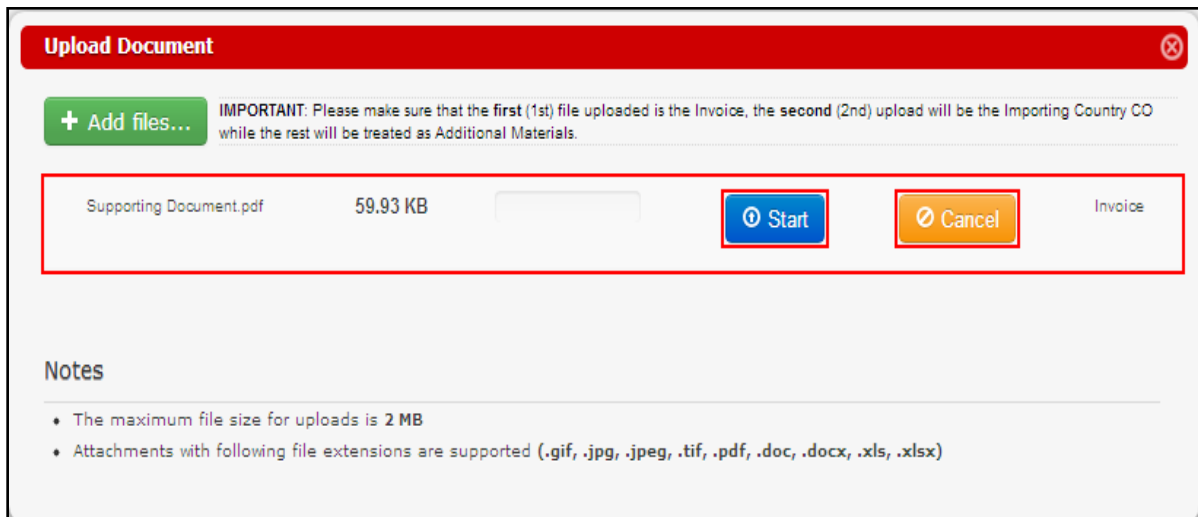
Notes




- The maximum file size for uploads is 2 MB
- Attachments with following file extensions are supported (.gif, .jpg, .jpeg, .tif, .pdf, .doc, .docx, .xls, .xlsx)

4. Click **+ Add files...** button to upload attachment.
5. A window pops up to select a file.

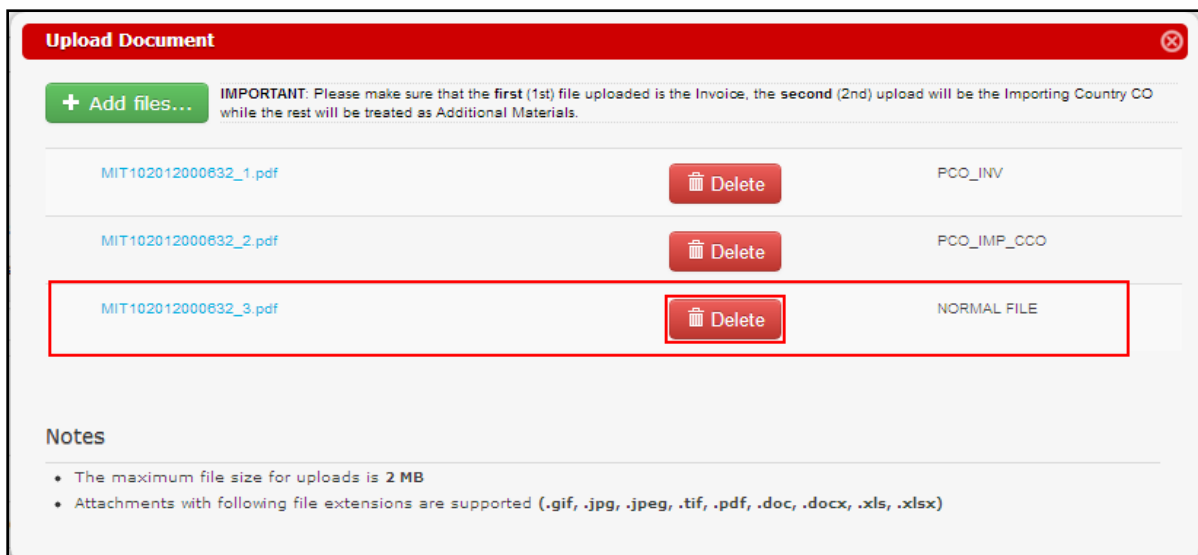




6. Select any file to upload then, click  to attach a file and close pop-up window. Alternatively, click  to exit pop-up window.
7. **Note:** The file extension supported is .JPEG, .JPG, .GIF, .TIF, .PDF, .DOC, .XLS, .DOCX, .XLSX. The maximum file size for the attachment is 2MB.



8. Click  to upload the attachment or Click  to cancel the attachment.
9. Alternately, you may click  to exit the screen.

Step 6 Delete Raw Material Attachments



1. Click  to delete attachment.
2. Click  to exit *Attachment for Raw Material* screen without uploading any attachment.

Step 7 Edit Raw Material

Calculate costing using ☒ Automatic

Type	Description of Raw Material	Country of Origin	HS Code	Supplier	Invoice No.	Country of Origin (Group)	Value (MYR)	%	Attached	Action
M	Coffee	INDONESIA	2101111000	Nescafe	128293	ASEAN	200.0000	53.7634	View File	
M	nescafe	INDONESIA	0901902000	nestle	127293	ASEAN	172.0000	46.2366	View File	

1. You can edit Country Of Origin by select dropdown.

Country of Origin	HS Code
INDONESIA	2101111000

HONDURAS
 HONG KONG
 HUNGARY
 ICELAND
 INDIA
 INDONESIA
 IRAN, ISLAMIC REPUBLIC OF
 IRAQ
 IRELAND
 ISLE OF MAN
 ISRAEL
 ITALY
 JAMAICA
 JAPAN
 JORDAN
 KAZAKHSTAN
 KENYA
 KIRIBATI
 KOREA, DEM. PEOPLE REP. OF
 KOREA, REPUBLIC OF

2. Edit HS Code by select dropdown.
3. Automatically, Tariff screen appear.

Tariff


AHTN

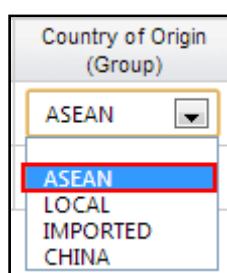
Code Description
RESET SEARCH

View Details	Code	Description	UOM
Select	5702100000	- "Kelem", "Schumacks", "Karamanie" and similar hanc	MTK
Select	4910000015	- "Perpetual" type, of aluminium	KGM
Select	4910000017	- "Perpetual" type, of copper	KGM
Select	4910000013	- "Perpetual" type, of glass	KGM
Select	4910000016	- "Perpetual" type, of nickel	KGM
Select	4910000012	- "Perpetual" type, of paper or paperboard	KGM
Select	4910000011	- "Perpetual" type, of plastics	KGM
Select	4910000014	- "Perpetual" type, of wood	KGM
Select	4910000019	- "Perpetual" type, other	KGM
Select	8441102010	- - "Guillotines" and apparatus for cutting photograp	UNT










10 Page 1 of 1232 Displaying 1 to 10 of 12320 items


4. You can edit by click [Select](#) button to select Tariff.

5. Edit Country of Origin (Group) by click  dropdown.



6. You may edit “Description of Raw Material”, “Supplier”, “Invoice Number”, “Value (MYR)” and “%” percentage on its textbox.











Type	Description of Raw Material	Country of Origin	HS Code	Supplier	Invoice No.	Country of Origin (Group)	Value (MYR)	%	Attached	Action
M	Coffee	INDONESIA 	2101111000 	Nescafe	128293	ASEAN 	200.0000	53.7634	View File	 
M	nescafe	INDONESIA 	0901902000 	nestle	127293	ASEAN 	172.0000	46.2366	View File	 

7. To update the table click  to update the raw material.
8. A window pop up appear at top of page to confirm data has been updated successfully.



Data has been updated successfully


Calculate costing using

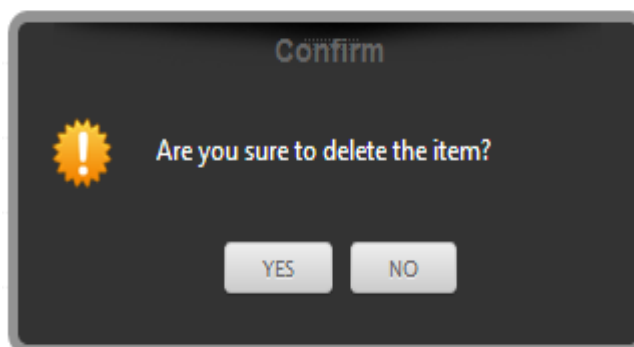
☒ Automatic



Type	Description of Raw Material	Country of Origin	HS Code	Supplier	Invoice No.	Country of Origin (Group)	Value (MYR)	%	Attached	Action
M	Coffee	INDONESIA 	2101111000 	Nescafe	128293	ASEAN 	200.0000	53.7634	View File	 
M	nescafe	INDONESIA 	0901902000 	nestle	127293	ASEAN 	172.0000	46.2366	View File	 


Step 8 Delete Raw Material

Type	Description of Raw Material	Country of Origin	HS Code	Supplier	Invoice No.	Country of Origin (Group)	Value (MYR)	%	Attached	Action
M	Coffee	INDONESIA	2101111000	Nescafe	128293	ASEAN	200.0000	53.7634	View File	
M	nescafe	INDONESIA	0901902000	nestle	127293	ASEAN	172.0000	46.2366	View File	

1. Click  button to delete data in raw material.
2. Window pop up screen appear;



3. Click  to confirm delete or Click  to cancel delete.

Data has been deleted successfully										
Calculate costing using <input checked="" type="checkbox"/> Automatic										
Type	Description of Raw Material	Country of Origin	HS Code	Supplier	Invoice No.	Country of Origin (Group)	Value (MYR)	%	Attached	Action
M	Coffee	INDONESIA	2101111000	Nescafe	128293	ASEAN	200.0000	100.0000	View File	

4. Window screen appear at top of page to confirm data has been deleted successfully.

Step 9 Update Raw Materials

Finished Product FAC-FCN-FP-121014-000004

Finished Product Raw Material Next

Description of Raw Material Country of Origin HS Code Supplier

Invoice No. Group Country of Origin Value (MYR) %

SAVE FORM FILLER

Calculate costing using ☒ Automatic

Type	Description of Raw Material	Country of Origin	HS Code	Supplier	Invoice No.	Country of Origin (Group)	Value (MYR)	%	Attached	Action
M	Coffee	INDONESIA	2101111000	Nescafe	128293	ASEAN	220.0000	100.0000	View File	

Sub Total - Local 0.0000 0.0000

Sub Total - Asean 220.0000 100.0000

Sub Total - Imported 0.0000 0.0000

Sub Total - China 0.0000 0.0000

Sub Total 220.0000 100.0000

	Value	%
Total Material Cost (Local, ASEAN & Imported)	220.0000	100.0000
Labour Cost	0.0000	0.0000
Overhead Cost (Direct + Indirect)	0.0000	0.0000
Others Cost (If Available)	0.0000	0.0000
Total Product Cost	220.0000	100.0000
Profit	0.0000	0.0000
FOB Price	220.0000	100

Remarks

Local - Raw material obtained from local company or manufacturer|Imported- Raw material obtained from the Importation from Non-ASEAN countries|ASEAN- Raw material obtained from the Importation from ASEAN countries using Form E or declaration of origin;(Brunei,Indonesia,Philippines,Singapore,Thailand,Vietnam,Laos,Myanmar,Cambodia)

UPDATE

1. You can calculate costing using ☒ Automatic by tick the checkbox or untick for ☐ Manual
2. Click **UPDATE** button to update all the data.
3. Window pop up appear at top of page to confirm data has been updated successfully.

Data has been updated successfully

	Value	%
Total Material Cost (Local, ASEAN & Imported)	220.0000	100.0000
Labour Cost	0.0000	0.0000

Step 10 Proceed to Next Page

Finished Product FAC-FCN-FP-121014-000005

[Back](#)
[Finished Product](#)
[Raw Material](#)
[Next](#)

Description of Raw Material:
 Country of Origin:
 HS Code:
 Supplier:

1. Click [Next](#) button to proceed to Next page.

Cost Analysis- ACFTA [MIT102012000632]

[BACK TO MAIN](#)

Company Details

Company Name: AARHUSKARLSHAMN ASIA-PACIF
 ROC / ROB No.: 516423P
 Company Address:
 LOT 26, 03-04, 26TH FLOOR | MENARA KH | JALAN SULTAN ISMAIL
 Telephone No. (Mobile): Postcode: 50250 Telephone No. (Office): City: KUALA LUMPUR
 Fax No.: State: Email: Country:
 Trader Reference No.:

Finished Product

[New](#)

View Details	Finished Product ID	Finished Product	Tariff Code	Brand / Model	Manufacturer	Unit	Origin Crite
View	FAC-FCN-FP-121014-0001	"Coffee pastes" consisting of m	210112100	Click Here	PANTHER PRECISION	KGM	

Note: 1 application can only have 5 finished products added

Attached Document

[ATTACH DOCUMENT](#)

Document Name: File Code:

Authorised Applicant

Applicant Name: Applicant Designation: IC / Passport No.: [ADD](#)

Applicant Name	Applicant Designation	Applicant IC/Passport	Action
<input type="text"/>	<input type="text"/>	<input type="text"/>	<input type="text"/>

Declaration Details

Preferred Branch of Application Processing:

Declaration Details


Name: Designation: IC / Passport No.: Telephone No.:
 Email: Date: 14-Oct-2012 Trader Remarks:
 I hereby certify that percentage value materials / component or non-component or non-determined origin used as a proportion is a stated in the cost analysis. It is hereby declared that the particulars given are true and complete

LETTER OF INDEMNITY (FORMAL UNDERTAKING)

In consideration of the Ministry of International Trade and Industry from time to time granting or certifying Certificate of Origin or other documents, I / we hereby agree to accept and be bound by the Standard Rules for the issue of Certificate Of Origin, etc in force at the time of certification, of which I / we confirm having received a copy. Further that I / we will at all times keep the issuing body and its officials indemnified against any claims or demands whatsoever which may at any time be made against them, or any of them by reason of any fault, defect, omission or inaccuracy in the content of the Certificates or other documents, or in the manner of their issue, this indemnity being subjected to all statutory provisions to the contrary.
 In the event of requests which stem from a legitimate enquiry from someone in possession of statutory authority, e.g. Police, Inland Revenue & Customs or officials acting with authority of a Court Order, I / we hereby permit the issuing Body to allow direct access, under the power of statutory authority, to such commercial information as may be required as part of the enquiry.

Update this application as: [UPDATE](#)

a. **View, verify and/or enter necessary details in *Company Details* Section**


1. Click Company Address  dropdown to choose Branch Address.

2. The Company Details text box is automatically filled once the Company Address is selected.
3. You may update further information in *Company Details* section if necessary.

b. **Add / Delete Finish Product in New Cost Analysis Screen**

Trader may add or delete more than 1 finished product in a new CA application.

- i. Add another Finished Product in *New Cost Analysis* Screen.

1. Click  button to add another finished product details. Repeat *Step 1*.

Note: 1 application can only have 5 finished products added.

View Details	Finished Product ID	Finished Product	Tariff Code	Brand / Model	Manufacturer	Unit	Origin Crite
View	FAC-FCN-FP-121014-0001	"Coffee pastes" consisting of m	210112100	Click Here	PANTHER PRECISION	KGM	

Note : 1 application can only have 5 finished products added

- ii. Delete 1 or more Finished Product in *New Cost Analysis* Screen.

1. Scroll horizontally to the right until end of data.

Finished Product

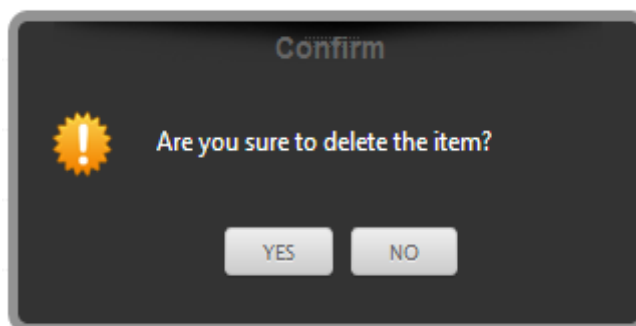
New

ff Code	Brand / Model	Manufacturer	Unit	Origin Criteria	Origin Criteria %	Importing Country	Action
112100	Click Here	PANTHER PRECISION	KGM		100	ID	Delete

Note : 1 application can only have 5 finished products added

2. Click [Delete](#) button to delete the data.

3. Window pop up screen appear;

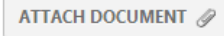



4. Click [YES](#) to confirm delete or Click [NO](#) to cancel delete.

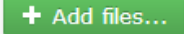
c. Attachment Section

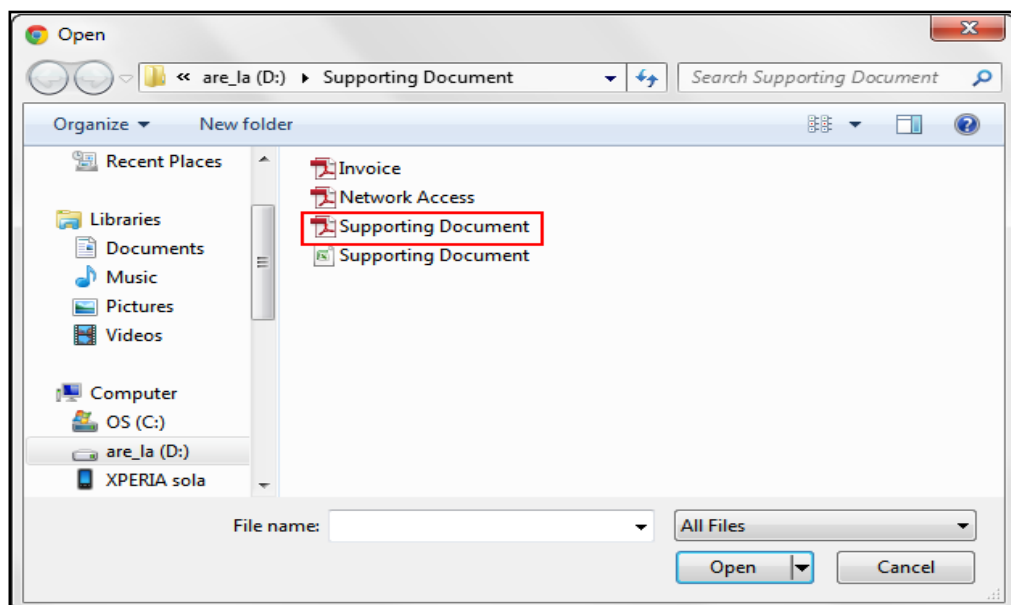
i. Attach Document


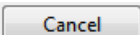


1. Click  button to upload attachment to the application.
2. Upload Document screen appear.



3. Click  button to add files.
4. A window pop up to select files.



5. Select any file to upload then, click  to attach a file and close pop-up window. Alternatively, click  to exit pop-up window.

Note: The file extension supported is .JPEG, .JPG, .GIF, .TIF, .PDF, .DOC, .XLS, .DOCX, .XLSX. The maximum file size for the attachment is 2MB.

Upload Document




+ Add files...

IMPORTANT: Please make sure that the first (1st) file uploaded is the Products processing flow chart, the second (2nd) upload will be the Products Photo / Catalogue while the rest will be treated as Additional Materials.

Supporting Document.pdf 59.93 KB [Progress Bar] [Start] [Cancel] Products processing flow chart

Notes

- The maximum file size for uploads is 2 MB
- Attachments with following file extensions are supported (.gif, .jpg, .jpeg, .tif, .pdf, .doc, .docx, .xls, .xlsx)

- Click  to upload the attachment or Click  to cancel the attachment.
- Alternately, you may click  to exit the screen.

ii. Delete Attachment

Upload Document

+ Add files...



IMPORTANT: Please make sure that the first (1st) file uploaded is the Products processing flow chart, the second (2nd) upload will be the Products Photo / Catalogue while the rest will be treated as Additional Materials.

MIT102012000632_1.pdf [Delete] PCO_FLOW_CHART

MIT102012000632_2.pdf [Delete] PCO_CATALOGUE

Notes

- The maximum file size for uploads is 2 MB
- Attachments with following file extensions are supported (.gif, .jpg, .jpeg, .tif, .pdf, .doc, .docx, .xls, .xlsx)

- Click  to delete attachment.
- Click  to exit *Upload Document* screen without uploading any attachment

d. Authorized Applicant

Step 1 Search Applicant Name

Authorised Applicant

Applicant Name Applicant Designation IC / Passport No. ADD

Applicant Name	Applicant Designation	Applicant IC/Passport	Action
----------------	-----------------------	-----------------------	--------

1. Click . Authorized Applicant Profile pop up will appear.

Authorised Applicant Profile

Applicant Name Applicant Designation RESET SEARCH


View Details	Applicant Name	Applicant Designation	IC / Passport No.
View	Jaclyn Victor	Assistant Manager	780404105486
View	ZULKIFLI BIN HAMID	BIG BOSS	890417025109
View	POH SAI SEE	PENGURUS KANAN	711221075470
View	sdfsdf		1212

10 Page 1 of 1 Displaying 1 to 10 of 4 items

2. Authorised Applicant Profile can be search / display by:
- i. **Applicant Name:** Enter Applicant Name here.
 - ii. **Applicant Designation:** Enter any designation.
 - iii. **Search:** Click search button to search the tariff
 - iv. **Page Navigation:** You may navigate to the previous or next page respectively.
3. Click on the [View](#) button to select Applicant.
4. The Applicant Designation and IC Passport text box is automatically filled once the Applicant Name is selected.

Step 2 Add Applicant

Authorised Applicant


Applicant Name	Applicant Designation	IC / Passport No.	
ZULKIFLI BIN HAMID	BIG BOSS	890417025109	


Applicant Name	Applicant Designation	Applicant IC/Passport	Action
ZULKIFLI BIN HAMID	BIG BOSS	890417025109	

1. Click  button to add Authorised Applicant to table.

Data has been saved successfully

Authorised Applicant

Applicant Name	Applicant Designation	IC / Passport No.	
			

Applicant Name	Applicant Designation	Applicant IC/Passport	Action
ZULKIFLI BIN HAMID	BIG BOSS	890417025109	

2. The table will automatically is filled once you add the button.
3. Window screen appear at top of page to confirm data has been saved successfully.

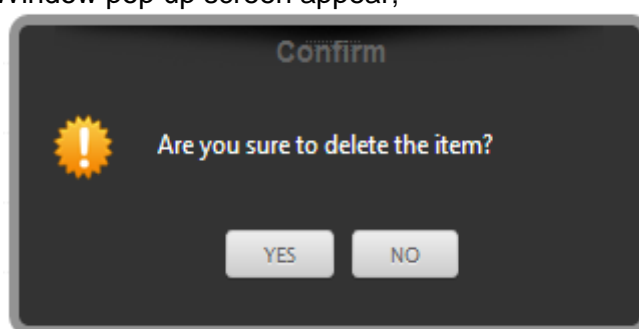
Step 3 Delete Applicant

Authorised Applicant

Applicant Name Applicant Designation IC / Passport No.

Applicant Name	Applicant Designation	Applicant IC/Passport	Action
ZULKIFLI BIN HAMD	BIG BOSS	890417025109	<input type="button" value="Delete"/>
POH SAI SEE	PENGURUS KANAN	711221075470	<input type="button" value="Delete"/>

1. Click button to delete the data.
2. Window pop up screen appear;



3. Click to confirm delete or Click to cancel delete.

e. Declaration Details Section

Step 1 Preferred Branch of Application Processing

1. Click branch dropdown to choose branch.

Choose Branch

- Ipoh
- Johor Bahru
- Kota Bharu
- Kuala Lumpur**
- Kuantan
- Pulau Pinang
- Sabah
- Sarawak

2. Select any branch.

Step 2 Declaration Details

Name <input type="text"/>	Designation <input type="text"/>	IC / Passport No. <input type="text"/>	Telephone No. <input type="text"/>
Email <input type="text"/>	Date 15-Oct-2012	Trader Remarks <input type="text"/>	

I hereby certify that percentage value materials / component or non-component or non-determined origin used as a proportion is a stated in the cost analysis. It is hereby declared that the particulars given are true and complete

1. Click . Declaration Applicant profile pop up will appear.

Declaration Applicant Profile

i

Applicant Name

ii

Applicant Designation

iii

RESET

SEARCH

View Details	Applicant Name	Applicant Designation	IC / Passport No.
View	Jaclyn Victor	Assistant Manager	780404105486
View	ZULKIFLI BIN HAMID	BIG BOSS	890417025109
View	PUNCH INDUSTRY (DALIAN) CO		8641190000000
View	POH SAI SEE	PENGURUS KANAN	711221075470
View	dasda	dasdas	12312312312312
View	12312	3123123	123123123123

10

Page 1

of 1

Displaying 1 to 10 of 6 items

iv

2. Declaration Applicant Profile can be search / display by:
 - i. **Applicant Name:** Enter applicant name here.
 - ii. **Applicant Designation:** Enter any designation.
 - iii. **Search:** Click search button to search the applicant.
 - iv. **Page Navigation:** You may navigate to the previous or next page respectively.
3. Click on the [View](#) button to select Applicant
4. The Applicant Designation and IC Passport text box is automatically filled once the Applicant Name is selected.
5. User may change the telephone number if necessary.
6. *Date* is automatically set to current/today's date. User is not allowed to change.
7. Enter Trader and Email field.

Declaration Details			
Name POH SAI SEE	Designation PENGURUS KANAN	IC / Passport No. 711221075470	Telephone No. 04-3984826
Email pse@gmail.com	Date 15-Oct-2012	Trader Remarks remarks	

I hereby certify that percentage value materials / component or non-component or non-determined origin used as a proportion is a stated in the cost analysis. It is hereby declared that the particulars given are true and complete

f. Letter of Indemnity Section

1. Tick ☒ check box under this section to accept and be bound by the Standard Rules for the issue of Certificate of Origin etc in force at the time of the certification and other terms and conditions bounded, as follow:

LETTER OF INDEMNITY (FORMAL UNDERTAKING)

☒ In consideration of the Ministry of International Trade and Industry from time to time granting or certifying Certificate of Origin or other documents. I/ we hereby agree to accept and be bound by the Standard Rules for the issue of Certificate Of Origin, etc in force at the time of certification, of which I/ we confirm having received a copy. Further that I/ we will at all times keep the issuing body and its officials indemnified against any claims or demands whatsoever which may at any time be made against them, or any of them by reason of any fault, defect, omission or inaccuracy in the content of the Certificates or other documents, or in the manner of their issue, this indemnity being subjected to all statutory provisions to the contrary.

In the event of requests which stem from a legitimate enquiry from someone in possession of statutory authority, e.g. Police, Inland Revenue & Customs or officials acting with authority of a Court Order, I/ we hereby permit the issuing Body to allow direct access, under the power of statutory authority, to such commercial information as may be required as part of the enquiry.

4.4. Submit Cost Analysis

4.4.1. Update Cost Analysis

Cost Analysis- ACFTA [MIT102012000632]

[BACK TO MAIN](#)

Company Details

Company Name: AARHUSKARLSHAMN ASIA-PACIF ROC / ROB No.: 516423P

Company Address: AARHUSKARLSHAMN ASIA-PACIF LOT 26, 03-04, 26TH FLOOR MENARA KH JALAN SULTAN ISMAIL

Telephone No. (Mobile): 58259 Postcode: 58259 Telephone No. (Office): 03-27108493 City:

LETTER OF INDEMNITY (FORMAL UNDERTAKING)

☒ In consideration of the Ministry of International Trade and Industry from time to time granting or certifying Certificate of Origin or other documents. I/ we hereby agree to accept and be bound by the Standard Rules for the issue of Certificate Of Origin, etc in force at the time of certification, of which I/ we confirm having received a copy. Further that I/ we will at all times keep the issuing body and its officials indemnified against any claims or demands whatsoever which may at any time be made against them, or any of them by reason of any fault, defect, omission or inaccuracy in the content of the Certificates or other documents, or in the manner of their issue, this indemnity being subjected to all statutory provisions to the contrary.

In the event of requests which stem from a legitimate enquiry from someone in possession of statutory authority, e.g. Police, Inland Revenue & Customs or officials acting with authority of a Court Order, I/ we hereby permit the issuing Body to allow direct access, under the power of statutory authority, to such commercial information as may be required as part of the enquiry.

Update this application as: Draft [UPDATE](#)

[TOP](#)

© 2012 DAGANG NET TECHNOLOGIES SDN BHD

1. Click dropdown to update this application as:

Draft

[Draft](#)

[Application Ready](#)

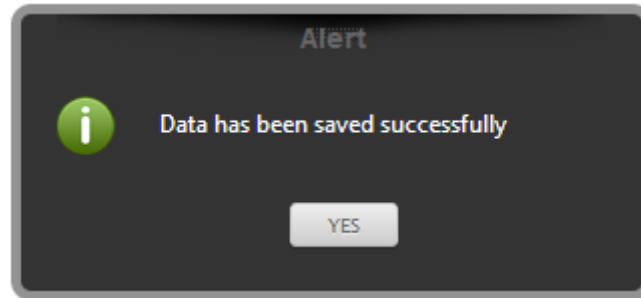
[Application Submitted](#)

4.4.2. Update as a Draft

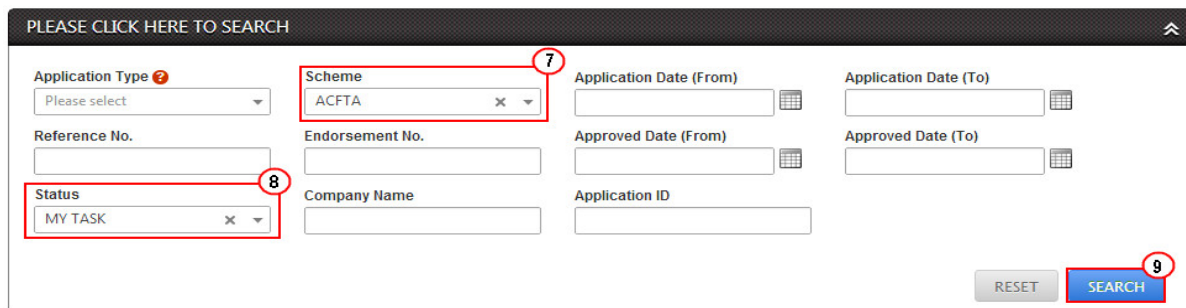


Update this application as 1 2 UPDATE

1. Click dropdown to select update as draft.
2. Click button to save the application.
3. Window alert screen appear;



4. Click button to save.
5. This CA application status remains as 'Draft'.
6. Click at top of page to view the application.



PLEASE CLICK HERE TO SEARCH

Application Type ?

Reference No.

Status 8

Scheme 7

Endorsement No.

Company Name

Application Date (From)

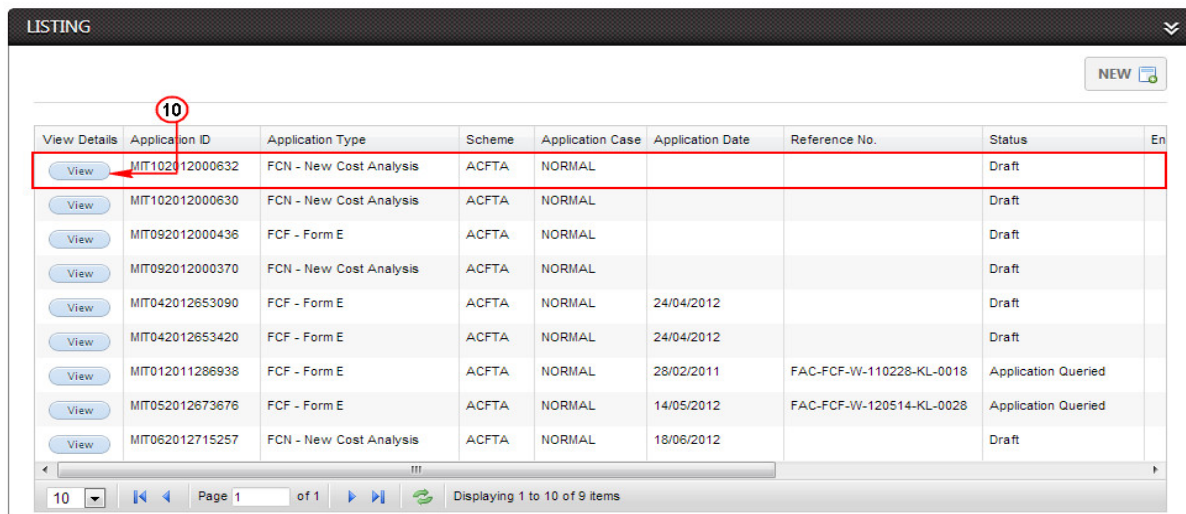
Application Date (To)

Approved Date (From)

Approved Date (To)

Application ID

RESET 9 SEARCH





LISTING

NEW

View Details	Application ID	Application Type	Scheme	Application Case	Application Date	Reference No.	Status	En
10 <input type="button" value="View"/>	MIT102012000632	FCN - New Cost Analysis	ACFTA	NORMAL			Draft	
<input type="button" value="View"/>	MIT102012000630	FCN - New Cost Analysis	ACFTA	NORMAL			Draft	
<input type="button" value="View"/>	MIT092012000436	FCF - Form E	ACFTA	NORMAL			Draft	
<input type="button" value="View"/>	MIT092012000370	FCN - New Cost Analysis	ACFTA	NORMAL			Draft	
<input type="button" value="View"/>	MIT042012653090	FCF - Form E	ACFTA	NORMAL	24/04/2012		Draft	
<input type="button" value="View"/>	MIT042012653420	FCF - Form E	ACFTA	NORMAL	24/04/2012		Draft	
<input type="button" value="View"/>	MIT012011286938	FCF - Form E	ACFTA	NORMAL	28/02/2011	FAC-FCF-W-110228-KL-0018	Application Queried	
<input type="button" value="View"/>	MIT052012673676	FCF - Form E	ACFTA	NORMAL	14/05/2012	FAC-FCF-W-120514-KL-0028	Application Queried	
<input type="button" value="View"/>	MIT062012715257	FCN - New Cost Analysis	ACFTA	NORMAL	18/06/2012		Draft	



10 Page 1 of 1 Displaying 1 to 10 of 9 items

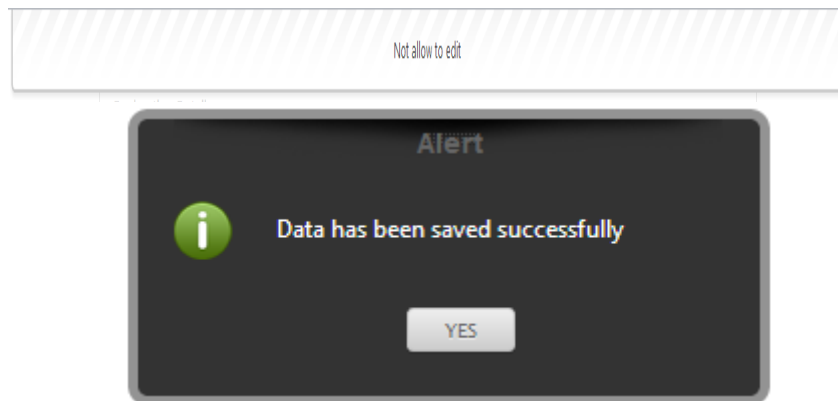
7. Click filter Scheme and select ACFTA



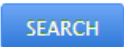

8. Click Status and select MY TASK
9. Click  to display the filtered search results; take note that the transactions are for ACFTA.
10. Click  button to view *New Cost Analysis* screen of this application.

4.4.3. Update as Ready



1. Click  dropdown to select update as Application Ready.
2. Click  button to save the application.
3. Window alert screen appear;
4. Not allow to edit at top of page.



5. Click  button to save.
6. This CA application status remains as '**Application Ready**'.
7. Click  at top of page to view the application.
8. Click filter Scheme and select ACFTA
9. Click Status and select Application Ready
10. Click  to display the filtered search results; take note that the transactions are for ACFTA.
11. Click  button to view *New Cost Analysis* screen of this application.

PLEASE CLICK HERE TO SEARCH

Application Type [?]

Reference No.

Status

Scheme

Endorsement No.

Company Name

Application Date (From)

Application Date (To)

Approved Date (From)

Approved Date (To)

Application ID

RESET SEARCH

LISTING

NEW

View Details	Application ID	Application Type	Scheme	Application Case	Application Date	Reference No.	Status	En
View	MT102012000632	FCN - New Cost Analysis	ACFTA	NORMAL			Application Ready	

10 Page 1 of 1 Displaying 1 to 10 of 1 items

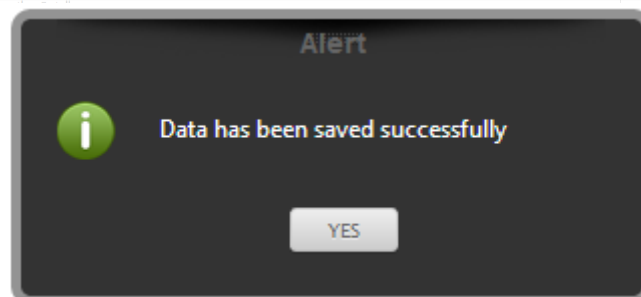
4.4.4. Submit the CA Application

Update this application as

SUBMIT

1. Click dropdown to select update as Application Submitted.
2. Click button to save the application.
3. Window alert screen appear;
4. Not allow to edit at top of page.

Not allow to edit



5. Click button to save.
6. Application Reference Number screen automatically appear.

7. The *Reference Number* is system generated upon successful submission of a CA application.

Application Reference Number


Thank You - Your Application Has been Received

Company Name : AARHUSKARLSHAMN ASIA-PACIFIC SDN BHD
Reference Number : **FAC-FCN-W-121015-KL-000002**
Date : 15-Oct-2012

Please use the Reference Number for inquiry.
This notification will also be sent to you via email (if your company has provided an email address)

PRINT

8. Note: Please use this Reference Number for inquiry.

9. Click **PRINT** button to print Reference Number or Click  button to close the screen.

Application ID	MIT102012000716
Scheme Type	ACFTA
Application Type	FCN - New Cost Analysis
Company Name	AARHUSKARLSHAMN ASIA-PACIFIC SDN BHD
Applicant Name	POH SAI SEE
Reference No	FAC-FCN-W-121022-KL-000004
Applicant Date	22/10/2012 16:25:53

10. As you can see, Transaction View section automatically appear at the bottom of application

Transaction View

Date	Time	Action	Response Description	Reject Description	User Type	Response From
15/10/2012	02:27:24	Application Submitted			TRADER	trduser


Status
Application Submitted **UPDATE**

11. This CA Application status has been updated from 'Draft' to 'Application Submitted'. The application is submitted to the MITI Verifier for verification.

12. Click **BACK TO MAIN** at top of page to view the application.

4.4.5. Check Application Submitted

PLEASE CLICK HERE TO SEARCH

Application Type  Please select

Reference No.

Status Application Submitted

Scheme ACFTA

Endorsement No.

Company Name

Application Date (From)

Application Date (To)

Approved Date (From)

Approved Date (To)

Application ID

RESET SEARCH

LISTING

NEW

View Details	Application ID	Application Type	Scheme	Application Case	Application Date	Reference No.	Status	En
View	MIT102012000632	FCN - New Cost Analysis	ACFTA	NORMAL	15/10/2012	FAC-FCN-W-121015-KL-000002	Application Submitted	
View	MIT102012000624	FCN - New Cost Analysis	ACFTA	NORMAL	11/10/2012	FAC-FCN-W-121011-KL-000001	Application Submitted	
View	MIT092012000362	FCN - New Cost Analysis	ACFTA	NORMAL		FAC-FCN-W-120919-KL-000000	Application Submitted	
View	MIT092012000115	FCN - New Cost Analysis	ACFTA	NORMAL		FAC-FCN-W-120919-JB-000000	Application Submitted	
View	MIT092012000100	FCN - New Cost Analysis	ACFTA	NORMAL		FAC-FCN-W-120903-KL-000000	Application Submitted	
View	MIT042009021931	FCF - Form E	ACFTA	ISSUE RETRO	09/04/2009	FAC-FCF-W-120910-KL-000000	Application Submitted	
View	MIT062012717142	FCF - Form E	ACFTA	NORMAL	19/06/2012	FAC-FCF-W-120619-KL-0041	Application Submitted	

10 Page 1 of 1 Displaying 1 to 10 of 7 items

1. Click filter Scheme and select ACFTA
2. Click Status and select Application Submitted
3. Click **SEARCH** to display the filtered search results; take note that the transactions are for ACFTA.
4. Click **View** button to view *Normal Case CA* screen of this application.
5. The status is submitted

4.5. Edit a CA Application

The CA applications with either one of the status below are pending for Trader's actions:

- **Draft** – Occurs after Trader clicked **UPDATE** in a new CA without submitting to MITI officers yet.
- **Ready** – Occurs after Trader clicked **UPDATE** in a new CA for Trader's manager/authorized personnel to submit the application to MITI officers.
- **Application Queried** – Occurs after MITI officers query the application (e.g., for further information, missing data etc). The MITI officers can be MITI Verifier, MITI Recommender or MITI Approver.

4.5.1. CA in draft Status

Step 1 Go to Listing Panel

PLEASE CLICK HERE TO SEARCH

Application Type: Please select

Reference No.:

Status: MY TASK

Scheme: ACFTA

Endorsement No.:

Company Name:

Application Date (From):

Application Date (To):

Approved Date (From):

Approved Date (To):

Application ID:

RESET SEARCH

LISTING

draft status

View Details	Application ID	Application Type	Scheme	Application Case	Application Date	Reference No.	Status	En
View	MIT102012000630	FCN - New Cost Analysis	ACFTA	NORMAL			Draft	
View	MIT092012000436	FCF - Form E	ACFTA	NORMAL			Draft	
View	MIT092012000370	FCN - New Cost Analysis	ACFTA	NORMAL			Draft	
View	MIT042012653090	FCF - Form E	ACFTA	NORMAL	24/04/2012		Draft	
View	MIT042012653420	FCF - Form E	ACFTA	NORMAL	24/04/2012		Draft	
View	MIT052012673676	FCF - Form E	ACFTA	NORMAL	14/05/2012	FAC-FCF-W-120514-KL-0028	Application Queried	
View	MIT012011286938	FCF - Form E	ACFTA	NORMAL	28/02/2011	FAC-FCF-W-110228-KL-0018	Application Queried	
View	MIT062012715257	FCN - New Cost Analysis	ACFTA	NORMAL	18/06/2012		Draft	

10 Page 1 of 1 Displaying 1 to 10 of 8 items

1. Click filter Scheme and select ACFTA
2. Click Status and select My Task
3. Click **SEARCH** to display the filtered search results; take note that the transactions are for ACFTA.

4. Click [View](#) button to view *Normal Case CA with draft status* of this application.

Step 2

Enter / Update Details in New Cost Analysis Screens

Cost Analysis- ACFTA [MIT102012000630]
[BACK TO MAIN](#)

Company Details

Company Name
AARHUSKARLSHAMN ASIA-PACIF
ROC / ROB No.
516423P

Company Address
Choose Branch Address

LOT 26, 03-04, 26TH FLOOR
MENARA KH
JALAN SULTAN ISMAIL

Telephone No. (Mobile)
telephone no
Postcode
50250

Telephone No. (Office)
office number
City
KUALA LUMPUR

Fax No.
fax no
State
state
Email
email
Country
country

Trader Reference No.

Finished Product
[New](#)

View Details	Finished Product ID	Finished Product	Tariff Code	Brand / Model	Manufacturer	Unit	Origin Crite
View	FAC-FCN-FP-121012-0001	"Coffee pastes" consisting of m	210112100	Click Here	PANTHER PRECISION	KGM	

Note : 1 application can only have 5 finished products added

Attached Document
[ATTACH DOCUMENT](#)

Document Name	File Code
MIT102012000630_2.pdf	PCO_CATALOGUE
MIT102012000630_3.pdf	I
MIT102012000630_1.pdf	PCO_FLOW_CHART

Authorised Applicant

Applicant Name
Applicant Designation
IC / Passport No.
[ADD](#)

Applicant Name	Applicant Designation	Applicant IC/Passport	Action
Jaclyn Victor	Assistant Manager	780404105486	Delete

Declaration Details

Preferred Branch of Application Processing
Kuala Lumpur

Declaration Details

Name
ZULKIFLI BIN HAMID
Designation
BIG BOSS
IC / Passport No.
890417025109
Telephone No.
013 3929392

Email
kumaresan@dagangnet.com
Date
15-Oct-2012
Trader Remarks

I hereby certify that percentage value materials / component or non-component or non-determined origin used as a proportion is a stated in the cost analysis. It is hereby declared that the particulars given are true and complete

LETTER OF INDEMNITY (FORMAL UNDERTAKING)

In consideration of the Ministry of International Trade and Industry from time to time granting or certifying Certificate of Origin or other documents, I / we hereby agree to accept and be bound by the Standard Rules for the issue of Certificate Of Origin, etc in force at the time of certification, of which I / we confirm having received a copy. Further that I / we will at all times keep the issuing body and its officials indemnified against any claims or demands whatsoever which may at any time be made against them, or any of them by reason of any fault, defect, omission or inaccuracy in the content of the Certificates or other documents, or in the manner of their issue, this indemnity being subjected to all statutory provisions to the contrary.



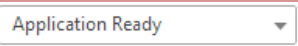
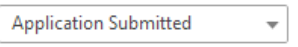
In the event of requests which stem from a legitimate enquiry from someone in possession of statutory authority, e.g. Police, Inland Revenue & Customs or officials acting with authority of a Court Order, I / we hereby permit the issuing Body to allow direct access, under the power of statutory authority, to such commercial information as may be required as part of the enquiry.

Update this application as
Draft
[UPDATE](#)

1. Enter / update details and actions in the *Finished Product, Raw Material, Attachment, Authorised Applicant* and *Declaration Details* column if necessary.

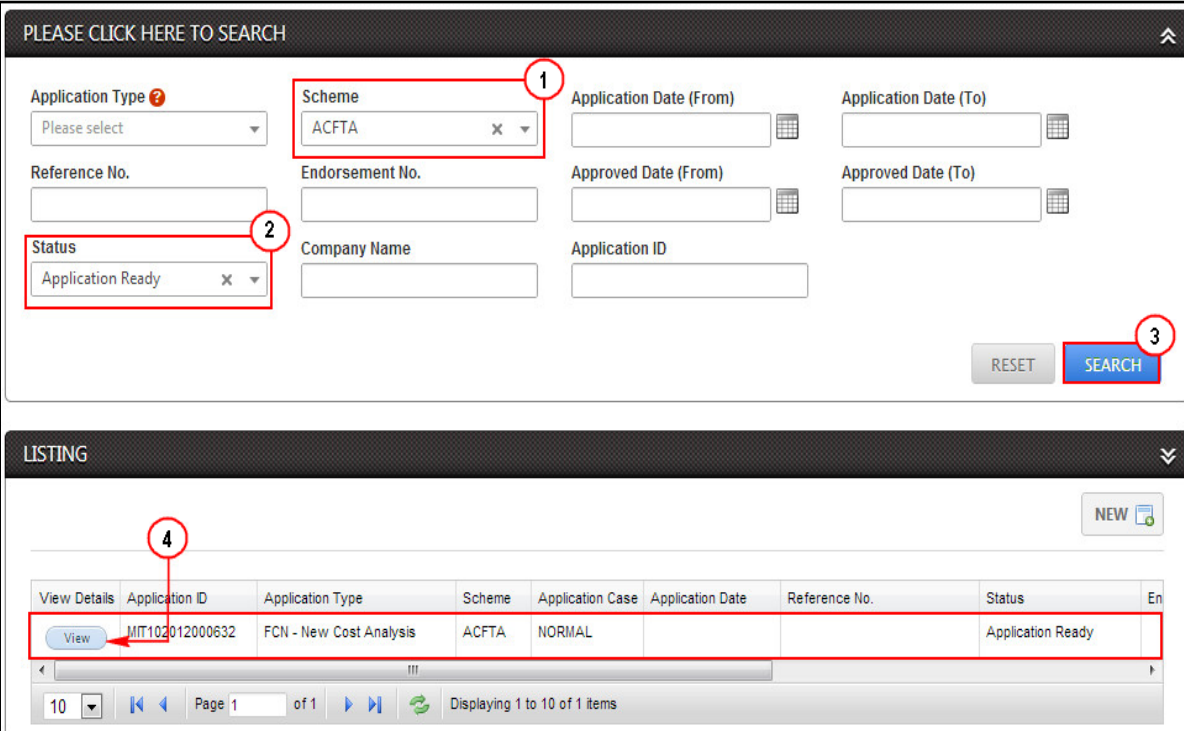
Step 3 Update the application

1. Click either one of these buttons below for action:

Icon	Description
	To return to <i>New Cost Analysis</i> screen.
	To save the CA application.
	To submit the CA application to Trader's administrator.
	To submit the CA application to MITI Verifier.

4.5.2. CA in Ready Status

Step 1 Go to Listing Panel



The screenshot shows a web application interface for managing cost analysis applications. It includes a search panel at the top and a listing table below.

Search Panel:



- 1:** Points to the **Scheme** dropdown menu, which is currently set to **ACFTA**.
- 2:** Points to the **Status** dropdown menu, which is currently set to **Application Ready**.
- 3:** Points to the **SEARCH** button.

Listing Panel:

The listing table displays the results of the search. A red box highlights the first row, and a callout **4** points to the **View** button in the first column of this row.

View Details	Application ID	Application Type	Scheme	Application Case	Application Date	Reference No.	Status	En
View	MT102012000632	FCN - New Cost Analysis	ACFTA	NORMAL			Application Ready	

At the bottom of the listing panel, there is a pagination bar showing "Page 1 of 1" and "Displaying 1 to 10 of 1 items".

1. Click filter Scheme and select ACFTA
2. Click Status and select My Task
3. Click  to display the filtered search results; take note that the transactions are for ACFTA.
4. Click  button to view *Normal Case CA with Application Ready status* of this application.

Step 2 Enter / Update Details in New Cost Analysis Screens

Cost Analysis- ACFTA [MIT102012000716]

[BACK TO MAIN](#)

Company Details

Company Name

Company Address
Choose Branch Address

Telephone No. (Mobile)

Fax No.

Trader Reference No.

ROC / ROB No.

Postcode

State

Telephone No. (Office)

Email

City

Country

Finished Product

[New](#)

View Details	Finished Product ID	Finished Product	Tariff Code	Brand / Model	Manufacturer	Unit	Origin Crite
View	FAC-FCN-IP-121022-0001	"Perpetual" type: of paper or pas	491000120	Click Here	PANTHER PRECISION	KGM	

Note : 1 application can only have 5 finished products added

Attached Document

[ATTACH DOCUMENT](#)

Document Name	Files Code	Action
MIT102012000716_1.pdf	PCO_FLOW_CHART	View

Authorised Applicant

Applicant Name

Applicant Designation

IC / Passport No.

[ADD](#)

Applicant Name	Applicant Designation	Applicant IC/Passport	Action
Jaclyn Victor	Assistant Manager	780404105406	Delete

Declaration Details

Preferred Branch of Application Processing

Name

Email

Designation

Date

IC / Passport No.

Trader Remarks

Telephone No.

I hereby certify that percentage value materials / component or non-component or non-determined origin used as a proportion is a stated in the cost analysis. It is hereby declared that the particulars given are true and complete

LETTER OF INDEMNITY (FORMAL UNDERTAKING)

☒ In consideration of the Ministry of International Trade and Industry from time to time granting or certifying Certificate of Origin or other documents, I / we hereby agree to accept and be bound by the Standard Rules for the issue of Certificate Of Origin, etc in force at the time of certification, of which I / we confirm having received a copy. Further that I / we will at all times keep the issuing body and its officials indemnified against any claims or demands whatsoever which may at any time be made against them, or any of them by reason of any fault, defect, omission or inaccuracy in the content of the Certificates or other documents, or in the manner of their issue, this indemnity being subjected to all statutory provisions to the contrary.
 In the event of requests which stem from a legitimate enquiry from someone in possession of statutory authority, e.g. Police, Inland Revenue & Customs or officials acting with authority of a Court Order, I / we hereby permit the issuing Body to allow direct access, under the power of statutory authority, to such commercial information as may be required as part of the enquiry.


Update this application as

[UPDATE](#)

1. Enter /update details in the respective fields and sections if necessary.

Step 3 Update the application

1. Click either one of these buttons below for action:

Icon	Description
 BACK TO MAIN	To return to <i>New Cost Analysis</i> screen.
UPDATE	To save the CA application.
Application Ready ▾	To submit the CA application to Trader's administrator.
Application Submitted ▾	To submit the CA application to MITI Verifier.

4.5.3. CA in Application Queried Status

Step 1 Go to Search Panel

CA/CAA/CO Transaction
Tips

PLEASE CLICK HERE TO SEARCH

Application Type ?
Please select ▾

Scheme 1
ACFTA × ▾

Application Date (From)

Application Date (To)

Reference No.

Endorsement No.

Approved Date (From)

Approved Date (To)

Status 2
Application Queried × ▾

Company Name

Application ID

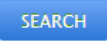

RESET SEARCH 3

LISTING

NEW

View Details	Application ID	Application Type	Scheme	Application Case	Application Date	Reference No. 4	Status	En
View	MIT102012000556	ATIGA New Cost Analysis	ATIGA	NORMAL	05/10/2012	CPT-CCN-W-121005-KL-000015	Application Queried	
View	MIT092012000400	ATIGA - Form D	ATIGA			CPT-CCF-W-120920-KL-000001	Application Queried	
View	MIT082010187315	ATIGA - Form D	ATIGA	NORMAL	05/08/2010	CPT-CCF-W-100805-SB-0001	Application Queried	
View	MIT052012673676	FCF - Form E	ACFTA	NORMAL	14/05/2012	FAC-FCF-W-120514-KL-0028	Application Queried	
View	MIT012011286938	FCF - Form E	ACFTA	NORMAL	28/02/2011	FAC-FCF-W-110228-KL-0018	Application Queried	
View	MIT042009025182	FKF - Form AK	AKFTA	NORMAL	27/04/2009	FAK-FKF-W-090427-KL-0009	Application Queried	
View	MIT062009031819	FKF - Form AK	AKFTA	NORMAL	02/06/2009	FAK-FKF-W-090602-KL-0001	Application Queried	

10 Page 1 of 1 Displaying 1 to 10 of 7 items

1. Click filters Scheme and select ACFTA .
2. Click Status and select Application Quieried.
3. Click  to display the filtered search results; take note that the transactions are for ACFTA.
4. Click  button to view *Normal Case CA with Application Quiries status* of this application.

Step 2

Enter / Update Details in New Cost Analysis Screens

Cost Analysis- ATIGA [MIT102012000556]

[BACK TO MAIN](#)

Company Details

Company Name
AARHUSKARLSHAMN ASIA-PACIF

ROC / ROB No.
516423P

Company Address
Choose Branch Address

LOT 26, 03-04, 26TH FLOOR
MENARA KH
JALAN SULTAN ISMAIL

Telephone No. (Mobile)
Postcode
50250
Telephone No. (Office)
City
KUALA LUMPUR

Fax No.
State
Email
Country

Trader Reference No.

Finished Product

View Details
Finished Product ID
Finished Product
Tariff Code
Brand / Model
Manufacturer
Unit
Origin Crite

View
CPT-CCN-PP-121005-0000
"Coffee pastes" consisting of m
210112100
Click Here
PANTHER PRECISION
KGM

Note : 1 application can only have 5 finished products added

Attached Document

ATTACH DOCUMENT

Document Name
Files Code
Action

Authorised Applicant

Applicant Name
Applicant Designation
IC / Passport No.
ADD

Applicant Name
Applicant Designation
Applicant IC/Passport
Action

Declaration Details

Preferred Branch of Application Processing
Kuala Lumpur

Declaration Details

Name
Designation
IC / Passport No.
Telephone No.

Email
Date
05/10/2012
Trader Remarks

I hereby certify that percentage value materials / component or non-component or non-determined origin used as a proportion is a stated in the cost analysis. It is hereby declared that the particulars given are true and complete

LETTER OF INDEMNITY (FORMAL UNDERTAKING)


In consideration of the Ministry of International Trade and Industry from time to time granting or certifying Certificate of Origin or other documents, I / we hereby agree to accept and be bound by the Standard Rules for the issue of Certificate Of Origin, etc in force at the time of certification, of which I / we confirm having received a copy. Further that I / we will at all times keep the issuing body and its officials indemnified against any claims or demands whatsoever which may at any time be made against them, or any of them by reason of any fault, defect, omission or inaccuracy in the content of the Certificates or other documents, or in the manner of their issue, this indemnity being subjected to all statutory provisions to the contrary.

In the event of requests which stem from a legitimate enquiry from someone in possession of statutory authority, e.g. Police, Inland Revenue & Customs or officials acting with authority of a Court Order, I / we hereby permit the issuing Body to allow direct access, under the power of statutory authority, to such commercial information as may be required as part of the enquiry.


Update this application as
Choose Status
UPDATE

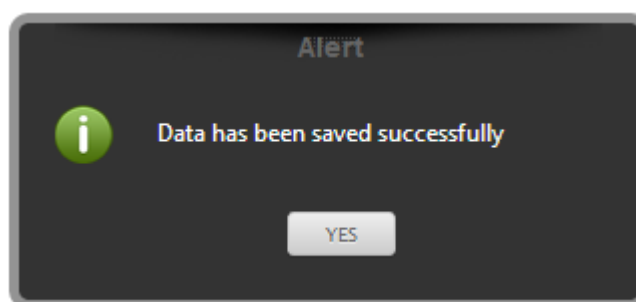
Page 65
© Dagang Net 2012

ePCO User Manual – Normal Case
DNT-SKS-UM0005 - EPCO User Manual (Cost Analysis)
V0.2

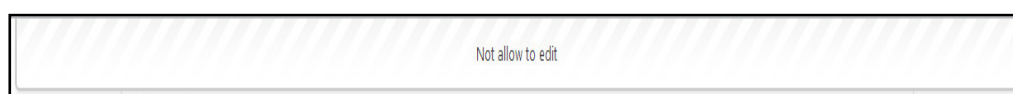

Dagang Net

5. Enter /update details in the respective fields and sections if necessary. (See section 4.3)
6. Update this application to Resubmitted.

7. Click  button to save the application.
8. Window alert screen appear;





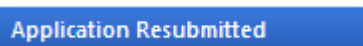
9. Click  button to save.



10. Alert appear at top of page for not allowed to edit.

Step 3 Update the application

11. Click either one of these buttons below for action:

Icon	Description
	To return to <i>New Cost Analysis</i> screen.
	To save the CA application.
	To Re-submit the CA application to Trader's administrator.

4.6. Delete CA Application

Trader may delete a CA application in the *Listing* panel screen.
However, copying a CA application is not allowed.

Step 1 Go to Search Panel

CA/CAA/CO Transaction

PLEASE CLICK HERE TO SEARCH

Application Type: Cost Analysis

Scheme: ACFTA

Application Date (From):

Application Date (To):

Approved Date (From):

Approved Date (To):

Reference No.:

Endorsement No.:

Status: Draft

Company Name:

Application ID:

RESET SEARCH

LISTING

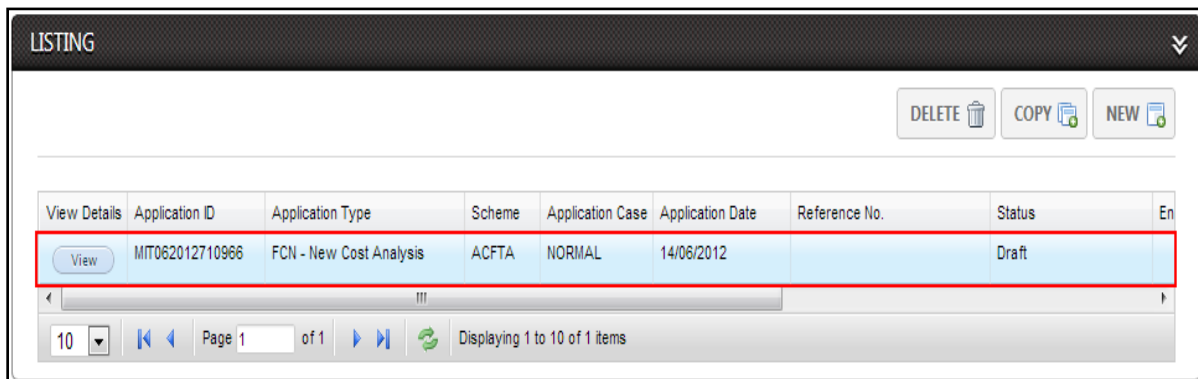
NEW



View Details	Application ID	Application Type	Scheme	Application Case	Application Date	Reference No.	Status	En
View	MIT062012710966	FCN - New Cost Analysis	ACFTA	NORMAL	14/06/2012		Draft	

10 Page 1 of 1 Displaying 1 to 10 of 1 items

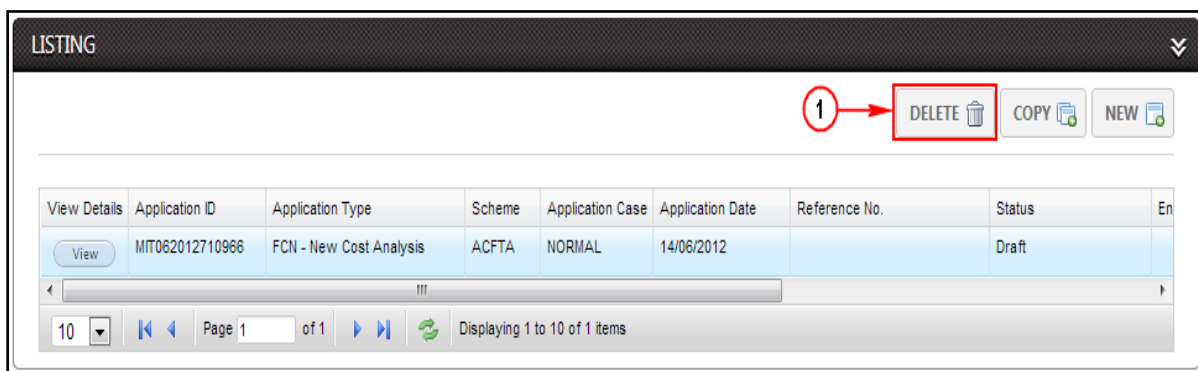
1. Click filter Application Type and select Cost Analysis
2. Click filter Scheme and select ACFTA
3. Click Status and select Draft
4. Click **SEARCH** to display the filtered search results; take note that the transactions are for ACFTA, draft.
5. The draft result will appear in the listing panel.


Step 2 Select Delete Applications

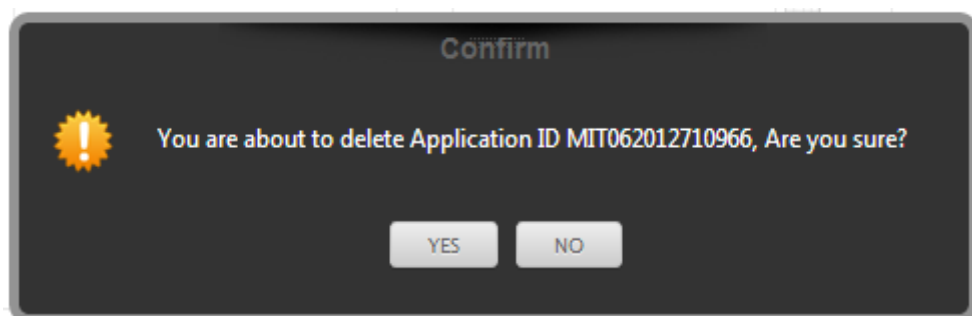


1. Point your mouse into the transaction and click at selected row table until it change colour to light blue.
2. Automatically button of  and  appear.

Step 3 Delete Applications



1. Click  button.
2. Window pops up to confirm deleting the application(s), as follows:



3. Click to confirm delete or Click to exit the pop-up window without deleting the application(s) and return to Listing Panel screen.

CA/CAA/CO Transaction
Tips

PLEASE CLICK HERE TO SEARCH

Application Type
Cost Analysis

Scheme
ACFTA

Application Date (From)

Application Date (To)

Reference No.

Endorsement No.

Approved Date (From)

Approved Date (To)

Status
Draft

Company Name

Application ID

RESET
SEARCH

LISTING

NEW

View Details	Application ID	Application Type	Scheme	Application Case	Application Date	Reference No.	Status	En
10 Page 1 of 1 No items								

- Deleted application(s) is removed from the *Listing* panel screen as above.